




# APPIAN- STONE

OLD WORLD PAVER WITH A WIDE RANGE OF COLOR BLENDS

## PALLET LAYOUT




## FEATURES & BENEFITS

- Classic style perfectly suited for almost any aesthetic and application
- Gently rounded corners with smooth pillow-top surface
- Can be utilized to construct an ADA-compliant pavement
- Two-piece system with accent option available on separate pallet (60 mm only)

## SHAPES & SIZES

### APPIAN TILE 2-PIECE COMBO 30MM\*



### APPIAN 2-PIECE COMBO 60MM




### APPIAN 2-PIECE COMBO 80MM




\* Products under 60MM are not recommended for vehicular use.

## LAYING PATTERNS



RUNNING BOND



2-PIECE PATTERN

NEED NEW  
PATTERN FROM  
T3D