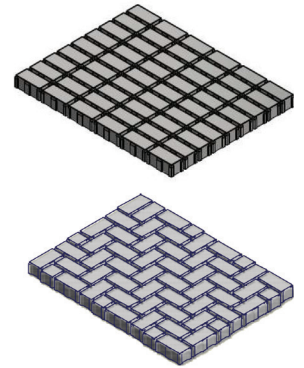




ECO-HOLLAND®

HIGHLY ATTRACTIVE, DURABLE
AND LOW-MAINTENANCE
PERMEABLE PAVER


PALLET LAYOUT




FEATURES & BENEFITS

- Can eliminate storm water runoff and improve water quality
- Meets the requirements of ASTM C936
- Optimal joint openings for infiltration
- Can be mechanically or manually installed
- Can be utilized to construct an ADA-compliant pavement
- Micro-chamfer to minimize vibration and enhance wheelchair comfort
- Joint Width: 8 mm
- Initial Surface Infiltration Rate: >500 inches per hour (varies based on joint infill gradation)
- Surface Open Area: 9%


LAYING PATTERNS



RUNNING BOND PATTERN



HERRINGBONE PATTERN



BASKET WEAVE PATTERN

Mechanical
Installation Available 

Contact your local Belgard® representative for
details and mechanical availability.

Check with your local Belgard Representative for product availability and color options.

SHAPES & SIZES

ECO HOLLAND | 80MM



4 x 8 x 3/8

ECO HOLLAND | 80MM (Mechanical - herringbone, includes half pieces)



4 x 8 x 3/8



4 x 4 x 3/8