




ECO DUBLIN®

PERMEABLE PAVER

THE CLASSIC LOOK OF CUT STONE IN A MULTI-PIECE COMBINED WITH PERMEABLE TECHNOLOGY TO REDUCE STORMWATER RUNOFF

PALLET LAYOUT

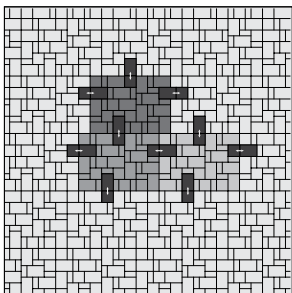


FEATURES & BENEFITS


- Can eliminate stormwater runoff and improve water quality
- Meets the requirements of ASTM C936
- Optimal joint openings for infiltration
- Can be mechanically or manually installed
- Can be utilized to construct an ADA-compliant pavement
- Joint Width: 12 mm
- Initial Surface Infiltration Rate: >500 inches per hour (varies based on joint infill gradation)
- Surface Open Area: 7%

Belgard permeable pavers can be used for a variety of different vehicular applications. Appropriate shape and thickness is based on project-specific conditions, including type of loading, base design, and subgrade conditions. It is recommended that you consult a Belgard Representative when specifying products for vehicular applications.

LAYING PATTERNS



MECHANICAL INSTALL

Mechanical
Installation Available 

Contact your local Belgard® representative for details and mechanical availability.

Check with your local Belgard Representative for product availability and color options.

SHAPES & SIZES

3-PIECE MODULAR | 80MM

