



# CITY SERIES


## TILE/PAVER

SMOOTH TEXTURE AND  
CLEAN LINES FOR TRADITIONAL  
AND OVERLAY APPLICATIONS


### ✓ FEATURES & BENEFITS

- Smooth finish
- Standard chamfer
- Available in multiple sizes to create multiple patterns
- Suitable for a variety of applications
- Can be utilized to construct an ADA-compliant pavement


### 📦 PALLET LAYOUT



12 X 12

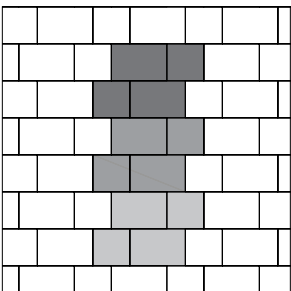


8 X 8

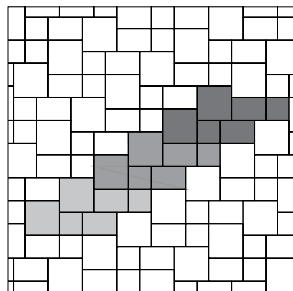


8 X 12

### 🧱 LAYING PATTERNS



RUNNING BOND



3-PIECE PATTERN C

*Check with your local Belgard Representative for product availability and color options.*

### 📦 SHAPES & SIZES

#### 12X12 TILE 30MM\*



12 x 12 x 1<sup>3</sup>/<sub>16</sub>

#### 8X8 60MM



8 x 8 x 2<sup>3</sup>/<sub>8</sub>

#### 8X12 60MM



8 x 12 x 2<sup>3</sup>/<sub>8</sub>

#### 12X12 60MM



12 x 12 x 2<sup>3</sup>/<sub>8</sub>

#### 16X16 60MM\*



16 x 16 x 2<sup>3</sup>/<sub>8</sub>

*\*Not recommended for vehicular use.*