



# CELTIK®









## FREESTANDING & RETAINING WALL









ROUGH-HEWN TEXTURE AND NATURAL HUES GIVE A TIME-HONORED APPEARANCE

### ✔ FEATURES & BENEFITS


- Rough-hewn look of natural stone
- Available in a variety of shapes and sizes
- Designed for numerous elevation transitions
- Wide range of natural color blends
- Superior strength and durability

### 📦 SHAPES & SIZES

SRW	FSW	90 MM
		3 <sup>1</sup> / <sub>16</sub> x 3 <sup>7</sup> / <sub>8</sub> x 6 <sup>7</sup> / <sub>8</sub>
		3 <sup>1</sup> / <sub>16</sub> x 8 <sup>7</sup> / <sub>8</sub> x 10 <sup>7</sup> / <sub>16</sub>
		3 <sup>1</sup> / <sub>16</sub> x 8 <sup>7</sup> / <sub>8</sub> x 13 <sup>1</sup> / <sub>16</sub>
		3 <sup>1</sup> / <sub>16</sub> x 8 <sup>7</sup> / <sub>8</sub> x 17 <sup>1</sup> / <sub>16</sub>

SRW	FSW	135 MM
		5 <sup>1</sup> / <sub>16</sub> x 8 <sup>7</sup> / <sub>8</sub> x 6 <sup>7</sup> / <sub>8</sub>
		5 <sup>1</sup> / <sub>16</sub> x 8 <sup>7</sup> / <sub>8</sub> x 10 <sup>7</sup> / <sub>16</sub>
		5 <sup>1</sup> / <sub>16</sub> x 8 <sup>7</sup> / <sub>8</sub> x 13 <sup>1</sup> / <sub>16</sub>
		5 <sup>1</sup> / <sub>16</sub> x 8 <sup>7</sup> / <sub>8</sub> x 17 <sup>1</sup> / <sub>16</sub>

### STEP-TREAD

	13 <sup>1</sup> / <sub>2</sub> x 16 x 3 <sup>1</sup> / <sub>2</sub> 10 <sup>1</sup> / <sub>2</sub> x 16 x 3 <sup>1</sup> / <sub>2</sub>
---	--

### CAP

	3 <sup>1</sup> / <sub>16</sub> x 12 x 16
---	--

