




AQUA DUBLIN

PERMEABLE PAVER

THE CLASSIC LOOK OF CUT STONE COMBINED WITH PERMEABLE TECHNOLOGY TO REDUCE STORMWATER RUNOFF

PALLET LAYOUT




FEATURES & BENEFITS


- Can eliminate stormwater runoff and improve water quality
- Meets the requirements of ASTM C936
- Suitable for pedestrian and vehicular applications
- Can be utilized to construct an ADA-compliant pavement
- Micro-chamfer to minimize vibration and enhance wheelchair comfort
- Optimized joint openings for infiltration and maintenance
- Joint Width: 10 mm
- Initial Surface Infiltration Rate: >500 inches per hour (varies based on joint infill gradation)
- Surface Open Area: 10%

Belgard permeable pavers can be used for a variety of different vehicular applications. Appropriate shape and thickness is based on project-specific conditions, including type of loading, base design, and subgrade conditions. It is recommended that you consult a Belgard Representative when specifying products for vehicular applications

LAYING PATTERNS



3-PIECE PATTERN



MECHANICAL INSTALL

Mechanical
Installation Available 
Contact your local Belgard® representative for details and mechanical availability.

Check with your local Belgard Representative for product availability and color options.

SHAPES & SIZES

3-PIECE MODULAR | 80MM



7 x 3½ x 3¼



7 x 7 x 3¼



7 x 10¼ x 3¼