



ASHLAR TANDEM™


WALL SYSTEM

INNOVATIVE, VERSATILE SYSTEM
PROVIDES THE APPEARANCE
OF NATURAL STONE THAT
COMPLEMENTS ANY HARDSCAPE

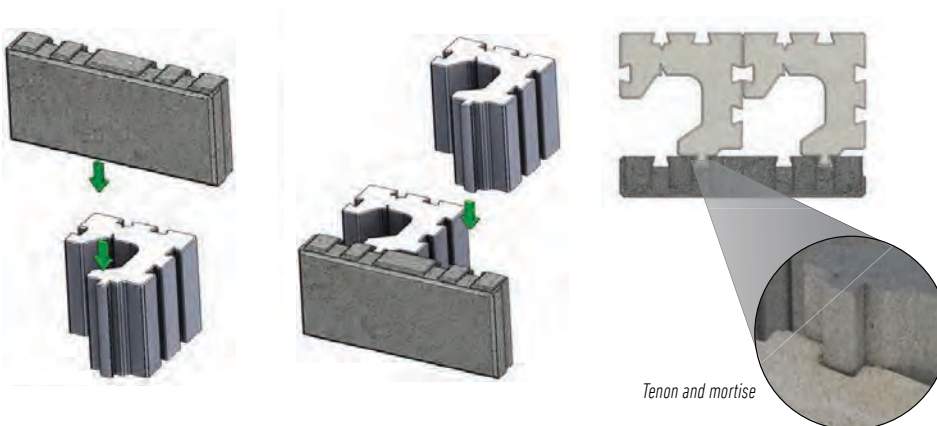
FEATURES & BENEFITS

- Distinctive chiseled stone texture manufactured to consistent height tolerances
- Build curved or straight walls
- Offered in 3 sizes to allow for design versatility and customization
- Minimum outside radius of 6'
- Freestanding walls up to 28"
- Engineered 90° corners
- Gravity walls up to 3 feet* using a ½ inch setback per unit (4 degree system batter)
- Reinforced walls up to 8 feet

TANDEM CONNECTOR COMPONENTS



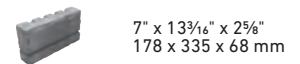
TANDEM MODULAR BLOCK COMPONENTS



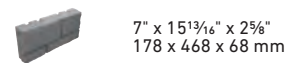
*Gravity wall heights are based on project specific conditions and may be lower than this value.
Check with your local Belgard Representative for product availability and color options.

SHAPES & SIZES

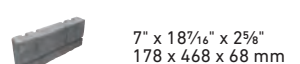
UNIT 1



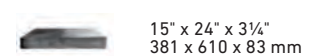
UNIT 2



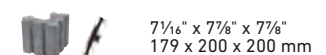
UNIT 3



TANDEM® CAP UNIT



MODULAR BLOCK



8" | 203 MM CONNECTING MEMBER



U-START BASE BLOCK®

