




EMPIRE™

PAVER

A STRIKING WAY TO REIMAGINE
WHAT IS POSSIBLE



PALLET LAYOUT



FEATURES & BENEFITS

- Hand-tooled appearance.
- 7 unique textures per pallet.
- Ideal for patios, walkways and accents.
- Contemporary twist for classic herringbone and basketweave designs.
- Sizing compatible with other Dimensions line, Origins stone-textured line and Geometric Shapes






MODULAR SIZING

Sized in 3-inch increments for seamless integration



LAYING PATTERNS



AVAILABLE COLOURS



MIDNIGHT



SCANDINA GRAY

Check with your local Belgard Representative for product availability.



SHAPES & SIZES

PLANK



3 x 12 x 2 3/4
76 x 304 x 60mm

Various face styles sold on one pallet



For more info, visit BelgardCommercial.com

CANADA WEST

British Columbia Alberta Manitoba Saskatchewan

For the most current product offering and technical references –
go to www.BelgardCommercial.com



©2025 Oldcastle® APG, A CRH Company. All Rights Reserved.
BEL 25-001 EMPIRE