



# BASALT™

## PAVER

THE DISTINCTIVE CHARACTER OF FLAME-TEXTURED STONE MEETS DESIGN AND INSTALLATION EFFICIENCY

### ✓ FEATURES & BENEFITS

- Upscale texture of flamed or hammered stone
- Maximized pallet layout for jobsite efficiencies
- Reduced cuts, installation time and waste
- Simplified quoting and design of projects
- Uniform sizing in true 3-inch increments
- Modular sizing compatible with Origins™ and Dimensions™ paver lines




#### MODULAR SIZING

Sized in 3-inch increments for seamless integration

### 🔹 AVAILABLE COLOURS



🔹 MIDNIGHT



🔹 SCANDINA GREY



**DURAFUSION™**  
Unmatched Durability


*\*Swatches represent product colour only, not surface texture*

### 📦 SHAPES & SIZES


#### BASALT 18



9 x 18 x 2 3/8"  
230 x 457 x 60mm



18 x 18 x 2 3/8"  
457 x 457 x 60mm



18 x 27 x 2 3/8"  
457 x 685 x 60mm