

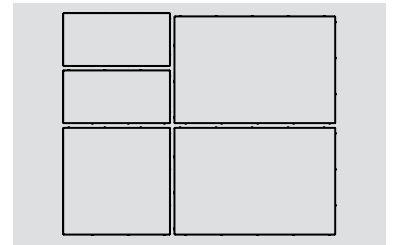


PAPYRUS™

SLAB

AN ELEGANT TEXTURAL EXPRESSION REMINISCENT OF HAND-TOOLED STONE

PALLET LAYOUT



FEATURES & BENEFITS

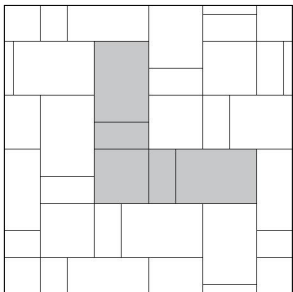
- Clean modern edges, with a unique face that mimics the look of hand-tooled striations and the texture of organic textiles
- True 3" increments for optimized pallet layouts and jobsite efficiencies
- Reduced cuts, installation time and waste
- Increased options for creative patterns
- Simplified quoting and design of projects
- Uniform dimensions compatible with other modular paver lines like Origins™ and Dimensions™



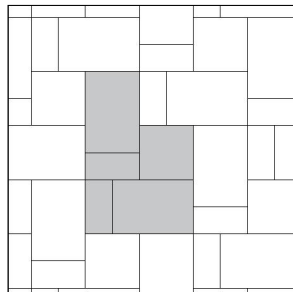
MODULAR SIZING

Sized in 3-inch increments for seamless integration

LAYING PATTERNS



HERRINGBONE



L-SHAPE PATTERN

AVAILABLE COLOURS



SCANDINA GRAY



SEPIA

Check with your local Belgard Representative for product availability.

SHAPES & SIZES

PAPYRUS 18



9 x 18 x 2 3/8
230 x 457 x 60mm



18 x 18 x 2 3/8
457 x 457 x 60mm



18 x 27 x 2 3/8
457 x 685 x 60mm