

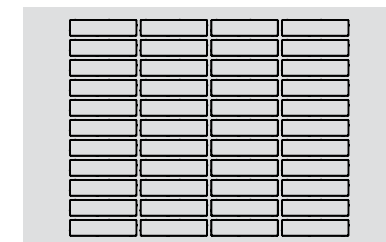


EMPIRE™

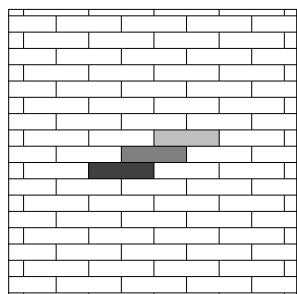

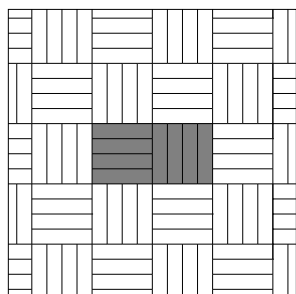
PAVER

A STRIKING WAY TO REIMAGINE
WHAT IS POSSIBLE

PALLET LAYOUT



LAYING PATTERNS



FEATURES & BENEFITS

- Hand-tooled appearance.
- 7 unique textures per pallet.
- Ideal for patios, walkways and accents.
- Contemporary twist for classic herringbone and basketweave designs.
- Sizing compatible with other Dimensions line, Origins stone-textured line and Geometric Shapes

 **MODULAR SIZING**
Sized in 3-inch increments for seamless integration

AVAILABLE COLOURS



MIDNIGHT



SCANDINA GRAY

Check with your local Belgard Representative for product availability.

SHAPES & SIZES

PLANK



3 x 12 x 2 3/4
76 x 305 x 60mm

Various face styles sold on one pallet