



ROMAN EURO

TUMBLED

TIMELESS RUSTIC APPEAL
COUPLED WITH 3 COMPATIBLE
SIZES RESULTS IN A NATURAL,
WORN AESTHETIC

✓ FEATURES & BENEFITS

- Mix and match colours and sizes
- Tumbled profile and edges
- Ideal for borders and inlays
- Available with a circle kit
- Manufactured to CSA A231.2 industry specification

SHAPES & SIZES

4 X 8



4 x 8 x 2 3/4"
100 x 200 x 60mm

6 X 6



6 x 6 x 2 3/4"
150 x 150 x 60mm

6 X 7



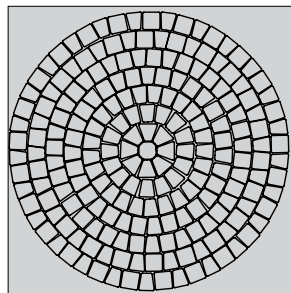


6 x 7 x 2 3/4"
150 x 175 x 60mm

6 X 9



6 x 9 x 2 3/4"
150 x 225 x 60mm

LAYING PATTERNS



Check with your local Belgard Representative for product availability and colour