





HOLLAND STONE

CLASSIC SHAPE,
SMOOTH SURFACE FOR A
TRADITIONAL LOOK


PALLET LAYOUT




FEATURES & BENEFITS

- Classic traditional shape
- Optimal shape for maximum interlock and pattern versatility
- Ideal for accent features and border courses
- Can be utilized to construct an ACA (Accessible Canada Regulation)
- Manufactured to CSA A231.2 specification
- Concrete strength: 8000 PSI (55 MPA)
- Absorption: Shall not exceed 5%


LAYING PATTERNS




RUNNING BOND PATTERN



HERRINGBONE PATTERN



BASKET WEAVE PATTERN

*Mechanical
Installation Available 

Contact your local Belgard® representative for
details and mechanical availability.

Check with your local Belgard Representative for product availability and colour options.

SHAPES & SIZES

HOLLAND STONE | 60MM



100 x 200 x 60mm
4 x 8 x 2³/₈"

HOLLAND STONE | 80MM*



100 x 200 x 80mm
4 x 8 x 3¹/₈"