



ARTFORMS™

MODULAR PANEL SYSTEM



IDEA BOOK

TABLE OF CONTENTS


























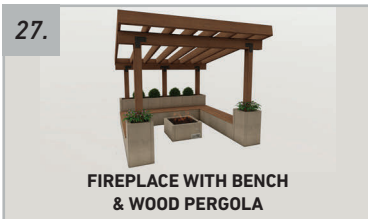
1.  BENCH & PLANTER	6.  LONG BBQ	11.  LARGE COUNTER	16.  RECESSED RECTANGULAR GAS FIRE PIT	21.  PRIVACY WALL WITH BENCH
2.  CORNER BENCH & PLANTER	7.  L-SHAPE BBQ	12.  LUXURY COUNTER & BAR	17.  RECTANGULAR GAS FIRE PIT	22.  PRIVACY WALL WITH PLANTER
3.  BENCH & VERTICAL PLANTER	8.  CORNER BBQ & PIZZA GRILL	13.  RECESSED WOOD FIRE PIT	18.  SQUARE PLANTER	23.  PRIVACY WALL WITH VERTICAL PLANTER
4.  SMALL BBQ	9.  BBQ WITH LUXURY COUNTER & BAR	14.  RECESSED GAS FIRE PIT	19.  RECTANGULAR PLANTER	24.  RAISED GARDEN
5.  MEDIUM BBQ	10.  COUNTER & BAR	15.  GAS FIRE PIT	20.  VERTICAL PLANTER	25.  CORNER MULTILEVEL RAISED GARDEN

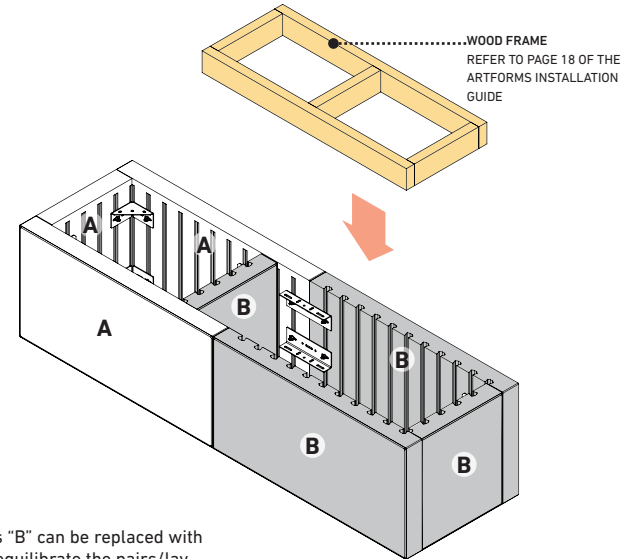
TABLE OF CONTENTS



1. BENCH & PLANTER



INTERIOR VIEW



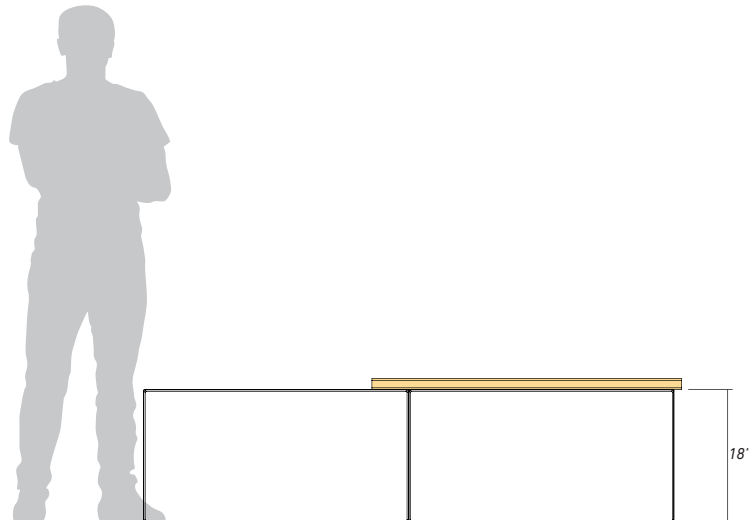
NOTE : Panels "B" can be replaced with panels "A" to equilibrate the pairs/layers. Panels "A" can't be replaced by the panels "B".

REQUIRED PANELS

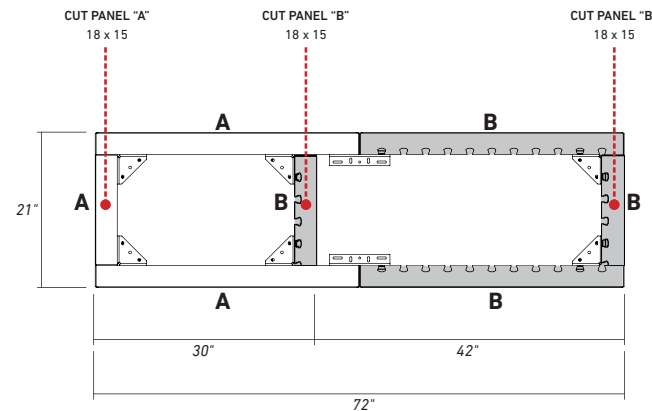
	18 x 36 PANEL	3x
	18 x 36 PANEL	3x
	6 x 36 PANEL	0x
	6 x 36 PANEL	0x

IMPORTANT: 18 x 36 panels are sold in pair/layer or in full pallet only. 6 x 36 panels are sold per unit or in layer or in full pallet.

FRONT VIEW



TOP VIEW



REQUIRED HARDWARE

	ANCHOR SLIDE AND NUT	32x
	JOINING PLATE	4x
	OUTER CORNER	12x
	INNER CORNER	0x
	STRETCHER	0x

TOTAL WEIGHT
(PANELS & HARDWARE) **801 Lbs**

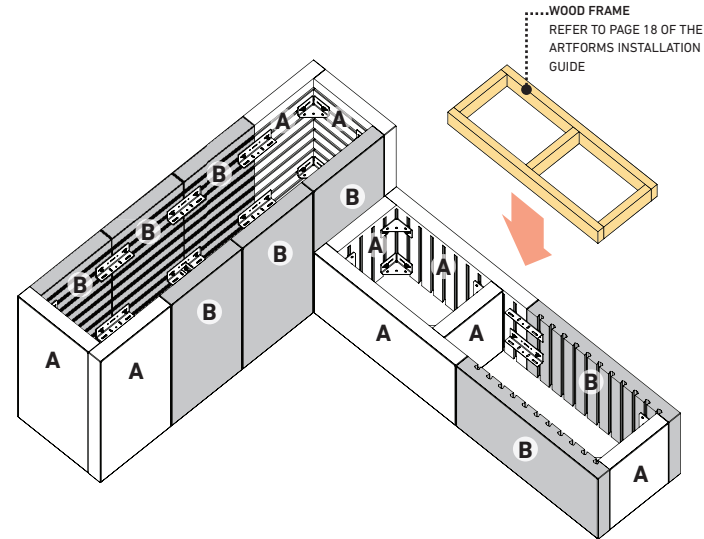
IMPORTANT: Refer to page 23 of the ARTFORMS INSTALLATION GUIDE about the installation of geotextile in planter box.
Contact experts/engineers to validate the base preparation, the drainage, the plants & roots growth/management.

ARTFORMS™ PANEL SYSTEM

2. CORNER BENCH & PLANTER



INTERIOR VIEW



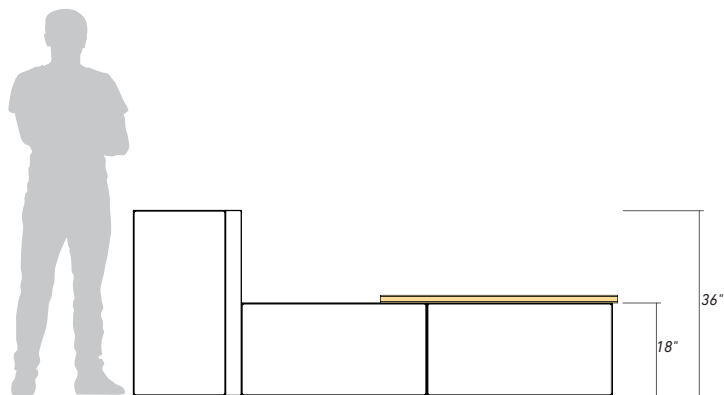
NOTE: Panels "B" can be replaced with panels "A" to equilibrate the pairs/layers. Panels "A" can't be replaced by the panels "B".

REQUIRED PANELS

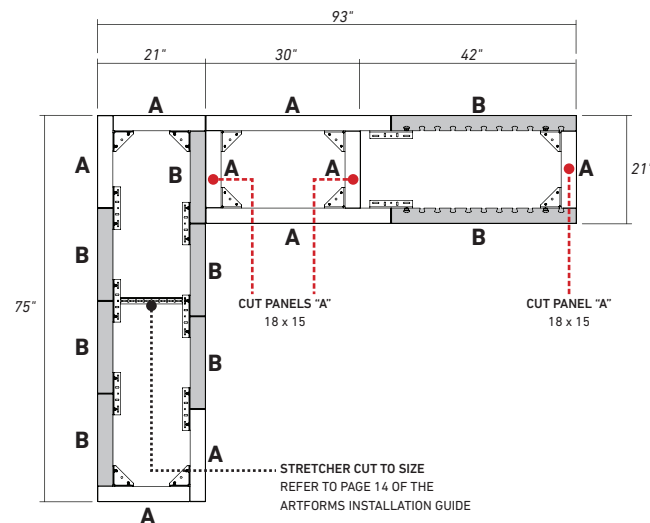
CLOSED END A	18 x 36 PANEL	8x
A OR B	18 x 36 PANEL	8x
CLOSED END C	6 x 36 PANEL	0x
C OR D	6 x 36 PANEL	0x

IMPORTANT: 18 x 36 panels are sold in pair/layer or in full pallet only. 6 x 36 panels are sold per unit or in layer or in full pallet.

FRONT VIEW



TOP VIEW



REQUIRED HARDWARE

ANCHOR SLIDE AND NUT	74x
JOINING PLATE	16x
OUTER CORNER	20x
INNER CORNER	0x
STRETCHER	1x

TOTAL WEIGHT
(PANELS & HARDWARE) **2315 Lbs**

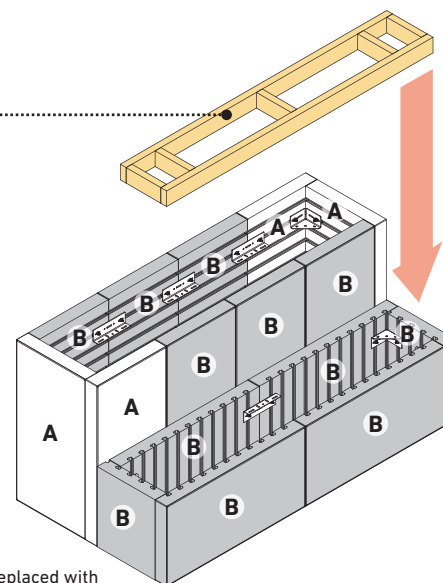
IMPORTANT: Refer to page 23 of the ARTFORMS INSTALLATION GUIDE about the installation of geotextile in planter box.
Contact experts/engineers to validate the base preparation, the drainage, the plants & roots growth/management.

3. BENCH & VERTICAL PLANTER



INTERIOR VIEW

WOOD FRAME
REFER TO PAGE 18 OF THE
ARTFORMS INSTALLATION
GUIDE



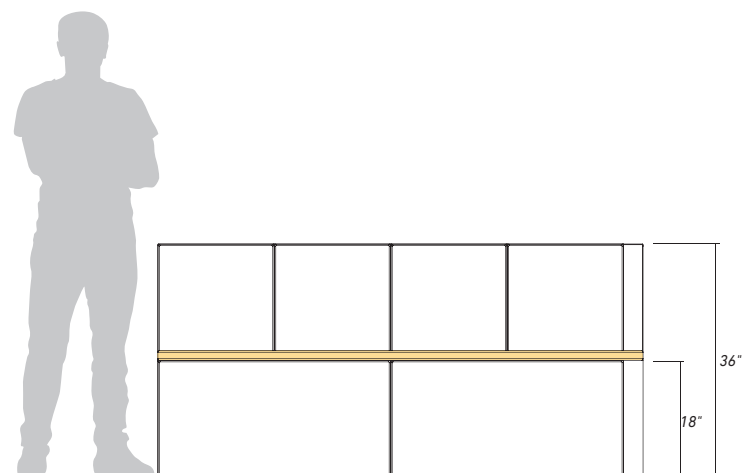
NOTE: Panels "B" can be replaced with panels "A" to equilibrate the pairs/layers. Panels "A" can't be replaced by the panels "B".

REQUIRED PANELS

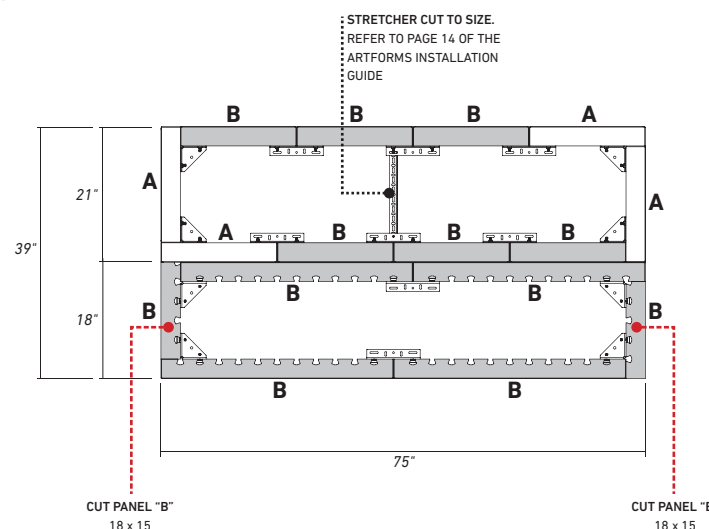
	18 x 36 PANEL	4x
	18 x 36 PANEL	11x
	6 x 36 PANEL	0x
	6 x 36 PANEL	0x

IMPORTANT: 18 x 36 panels are sold in pair/layer or in full pallet only. 6 x 36 panels are sold per unit or in layer or in full pallet.

FRONT VIEW



TOP VIEW



REQUIRED HARDWARE

	ANCHOR SLIDE AND NUT	66x
	JOINING PLATE	16x
	OUTER CORNER	16x
	INNER CORNER	0x
	STRETCHER	1x

TOTAL WEIGHT
(PANELS & HARDWARE) **2241 Lbs**

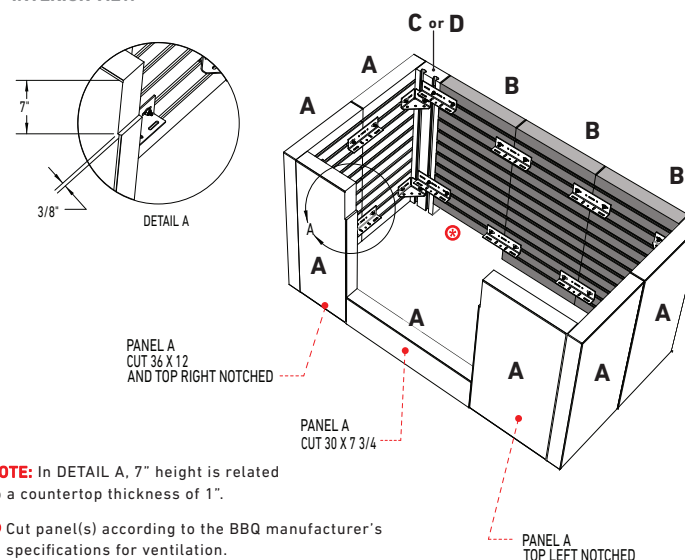
IMPORTANT: Refer to page 23 of the ARTFORMS INSTALLATION GUIDE about the installation of geotextile in planter box.
Contact experts/engineers to validate the base preparation, the drainage, the plants & roots growth/management.

ARTFORMS™ PANEL SYSTEM

4. SMALL BBQ



INTERIOR VIEW

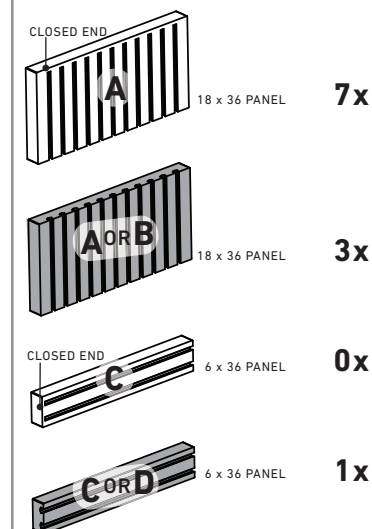


NOTE: In DETAIL A, 7" height is related to a countertop thickness of 1".

Ⓢ Cut panel(s) according to the BBQ manufacturer's specifications for ventilation.

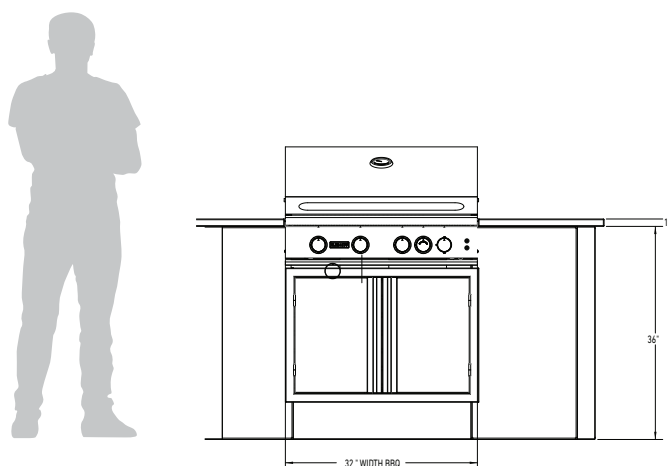
NOTE: Panels "B" can be replaced with panels "A" to equilibrate the pairs/layers. Panels "A" can't be replaced by the panels "B".

REQUIRED PANELS

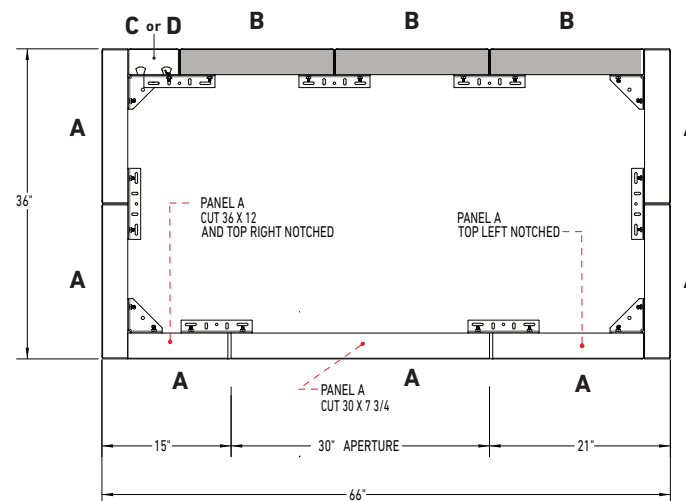


IMPORTANT: 18 x 36 panels are sold in pair/layer or in full pallet only. 6 x 36 panels are sold per unit or in layer or in full pallet.

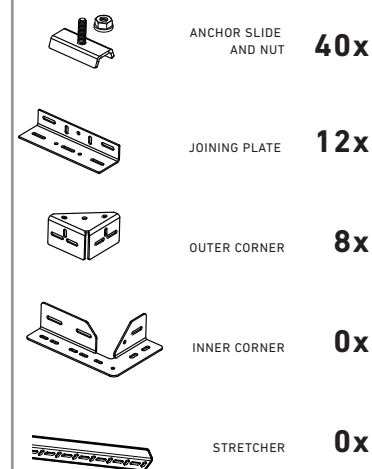
FRONT VIEW



TOP VIEW



REQUIRED HARDWARE



IMPORTANT: It is recommended to follow the BBQ manufacturer's specifications for ventilation and clearances. Belgard is not responsible for the conformity of connections, clearances and ventilation. BBQ, countertop and accessories are not included.

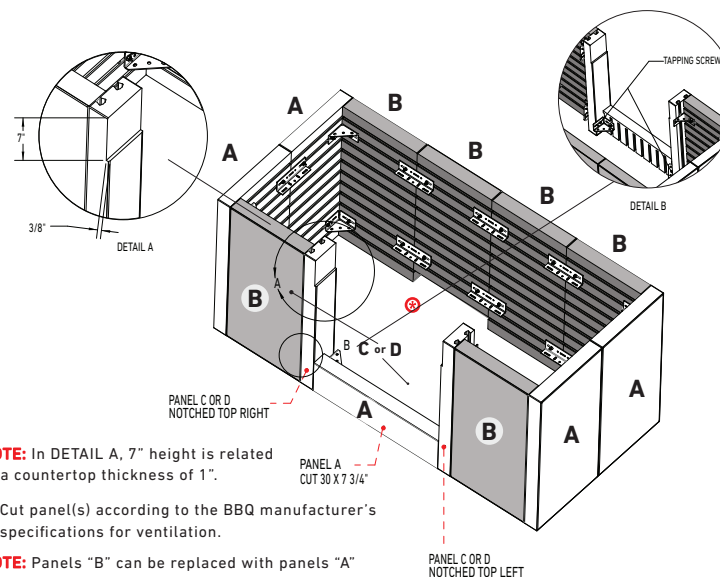
ARTFORMS™ PANEL SYSTEM

TOTAL WEIGHT
(PANELS & HARDWARE) **1363 Lbs**

5. MEDIUM BBQ



INTERIOR VIEW



REQUIRED PANELS

	5x
	6x
	0x
	2x

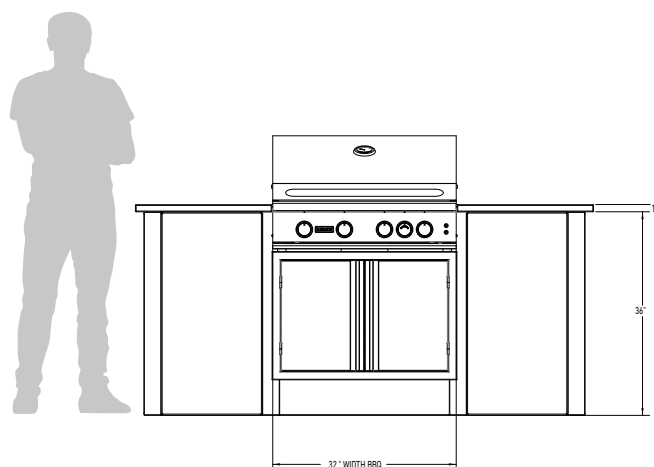
IMPORTANT: 18 x 36 panels are sold in pair/layer or in full pallet only. 6 x 36 panels are sold per unit or in layer or in full pallet.

REQUIRED HARDWARE

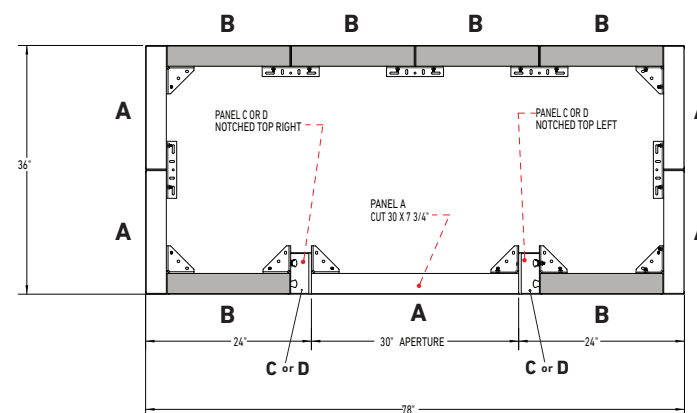
	ANCHOR SLIDE AND NUT	48x
	JOINING PLATE	10x
	OUTER CORNER	14x
	INNER CORNER	0x
	STRETCHER	0x

TOTAL WEIGHT
(PANELS & HARDWARE) **1653 Lbs**

FRONT VIEW



TOP VIEW



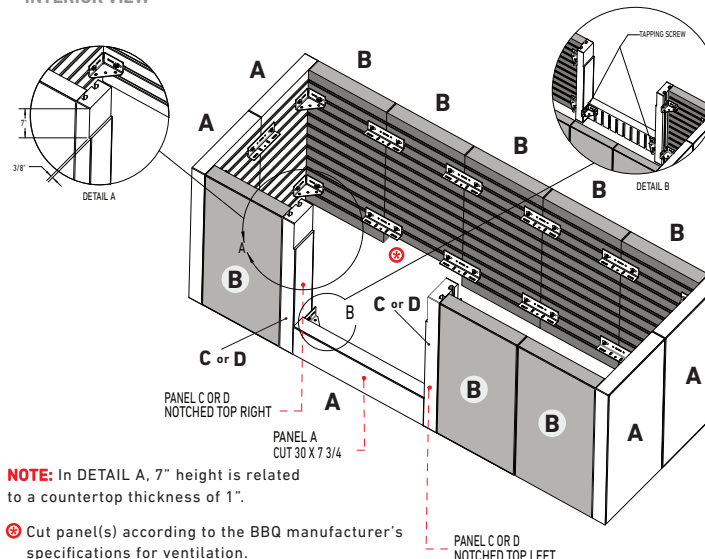
IMPORTANT: It is recommended to follow the BBQ manufacturer's specifications for ventilation and clearances. Belgard is not responsible for the conformity of connections, clearances and ventilation. BBQ, countertop and accessories are not included.

ARTFORMS™ PANEL SYSTEM

6. LONG BBQ



INTERIOR VIEW

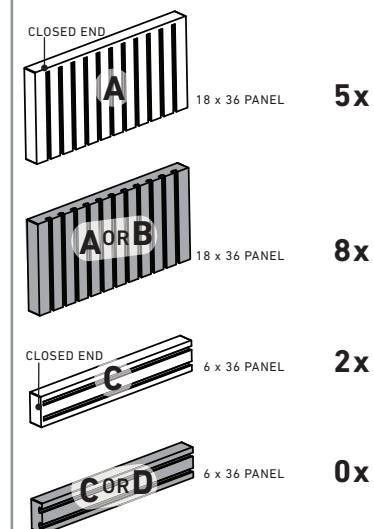


NOTE: In DETAIL A, 7" height is related to a countertop thickness of 1".

⊗ Cut panel(s) according to the BBQ manufacturer's specifications for ventilation.

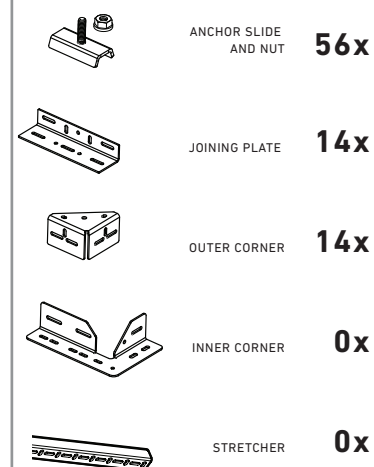
NOTE: Panels "B" can be replaced with panels "A" to equilibrate the pairs/layers. Panels "A" can't be replaced by the panels "B".

REQUIRED PANELS



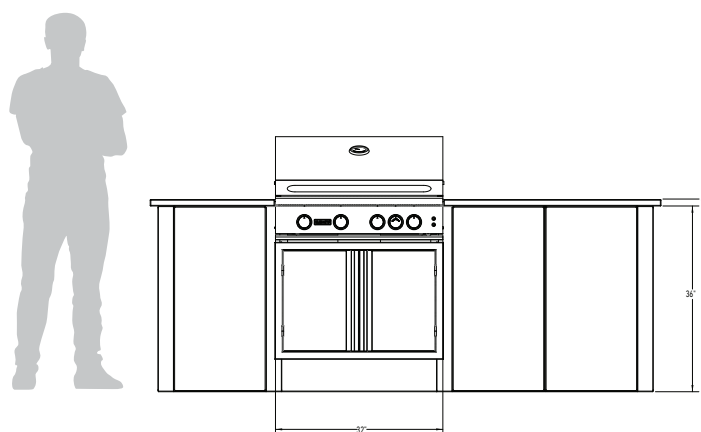
IMPORTANT: 18 x 36 panels are sold in pair/layer or in full pallet only. 6 x 36 panels are sold per unit or in layer or in full pallet.

REQUIRED HARDWARE

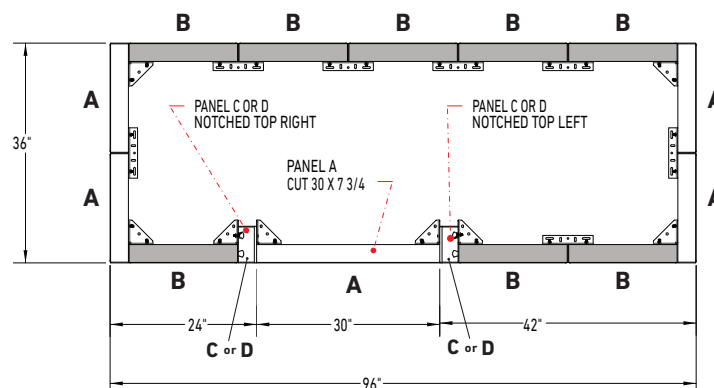


TOTAL WEIGHT 1956 Lbs
(PANELS & HARDWARE)

FRONT VIEW




TOP VIEW



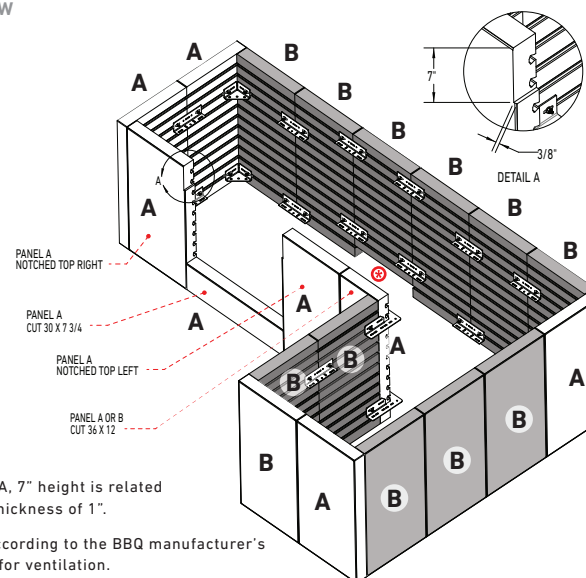
IMPORTANT: It is recommended to follow the BBQ manufacturer's specifications for ventilation and clearances. Belgard is not responsible for the conformity of connections, clearances and ventilation. BBQ, countertop and accessories are not included.

ARTFORMS™ PANEL SYSTEM

7. L-SHAPE BBQ



INTERIOR VIEW

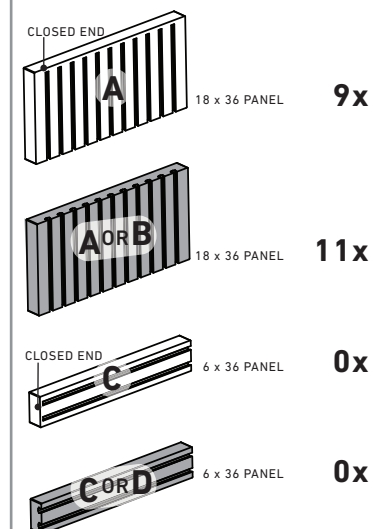


NOTE: In DETAIL A, 7" height is related to a countertop thickness of 1".

⊗ Cut panel(s) according to the BBQ manufacturer's specifications for ventilation.

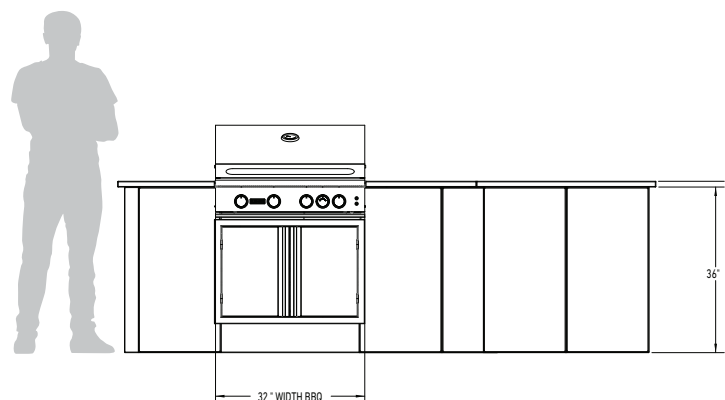
NOTE: Panels "B" can be replaced with panels "A" to equilibrate the pairs/layers. Panels "A" can't be replaced by the panels "B".

REQUIRED PANELS

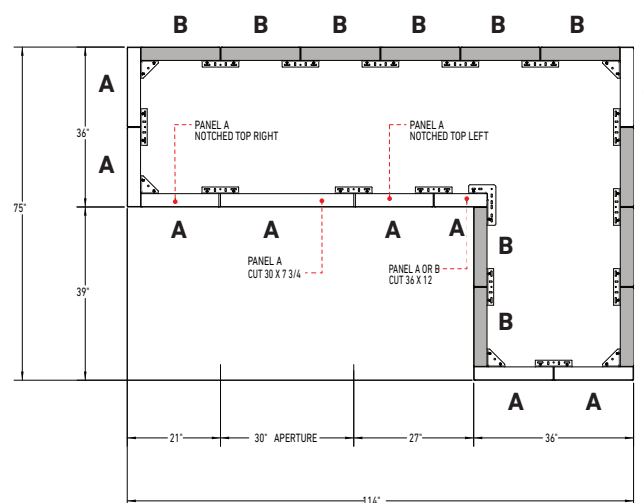


IMPORTANT: 18 x 36 panels are sold in pair/layer or in full pallet only. 6 x 36 panels are sold per unit or in layer or in full pallet.

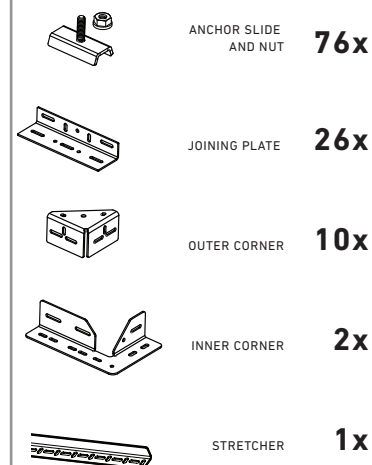
FRONT VIEW



TOP VIEW



REQUIRED HARDWARE




IMPORTANT: It is recommended to follow the BBQ manufacturer's specifications for ventilation and clearances. Belgard is not responsible for the conformity of connections, clearances and ventilation. BBQ, countertop and accessories are not included.

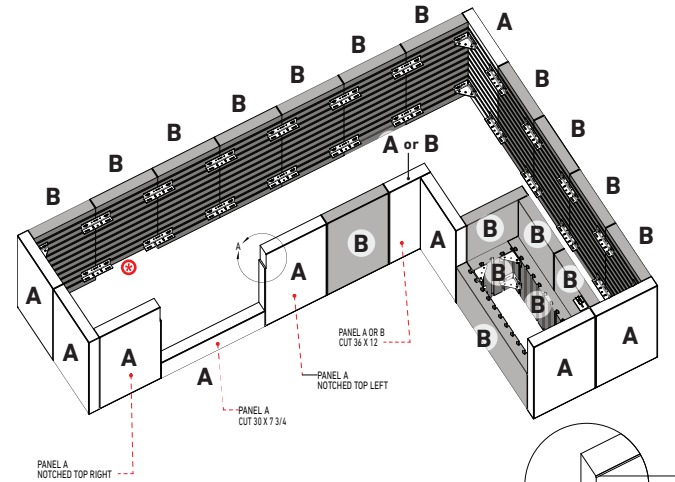
ARTFORMS™ PANEL SYSTEM

TOTAL WEIGHT
(PANELS & HARDWARE) **2865 Lbs**

8. CORNER BBQ & PIZZA GRILL



INTERIOR VIEW

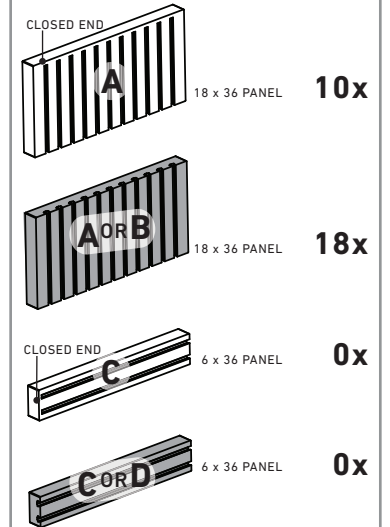


Ⓢ Cut panel(s) according to the BBQ manufacturer's specifications for ventilation.

NOTE: Panels "B" can be replaced with panels "A" to equilibrate the pairs/layers. Panels "A" can't be replaced by the panels "B".

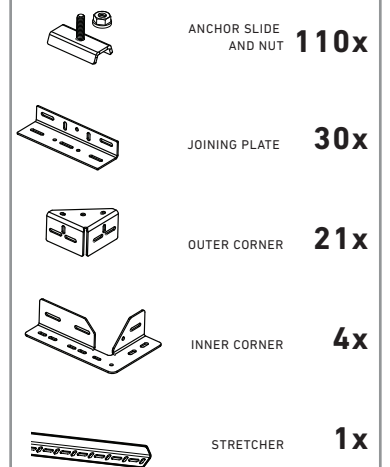
NOTE: In DETAIL A, 7" height is related to a countertop thickness of 1".

REQUIRED PANELS



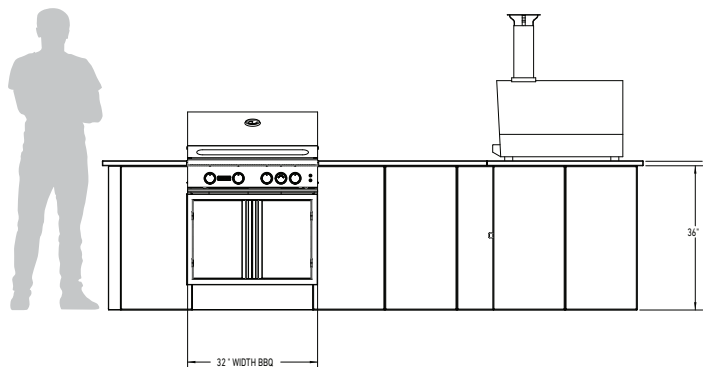
IMPORTANT: 18 x 36 panels are sold in pair/layer or in full pallet only. 6 x 36 panels are sold per unit or in layer or in full pallet.

REQUIRED HARDWARE

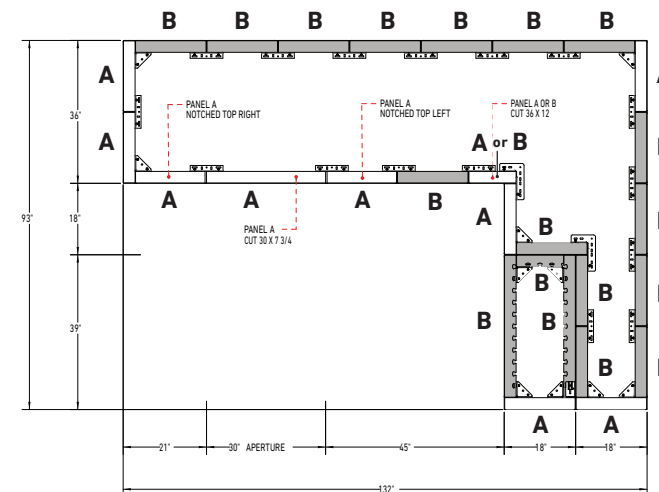


TOTAL WEIGHT
(PANELS & HARDWARE) **3977 Lbs**

FRONT VIEW



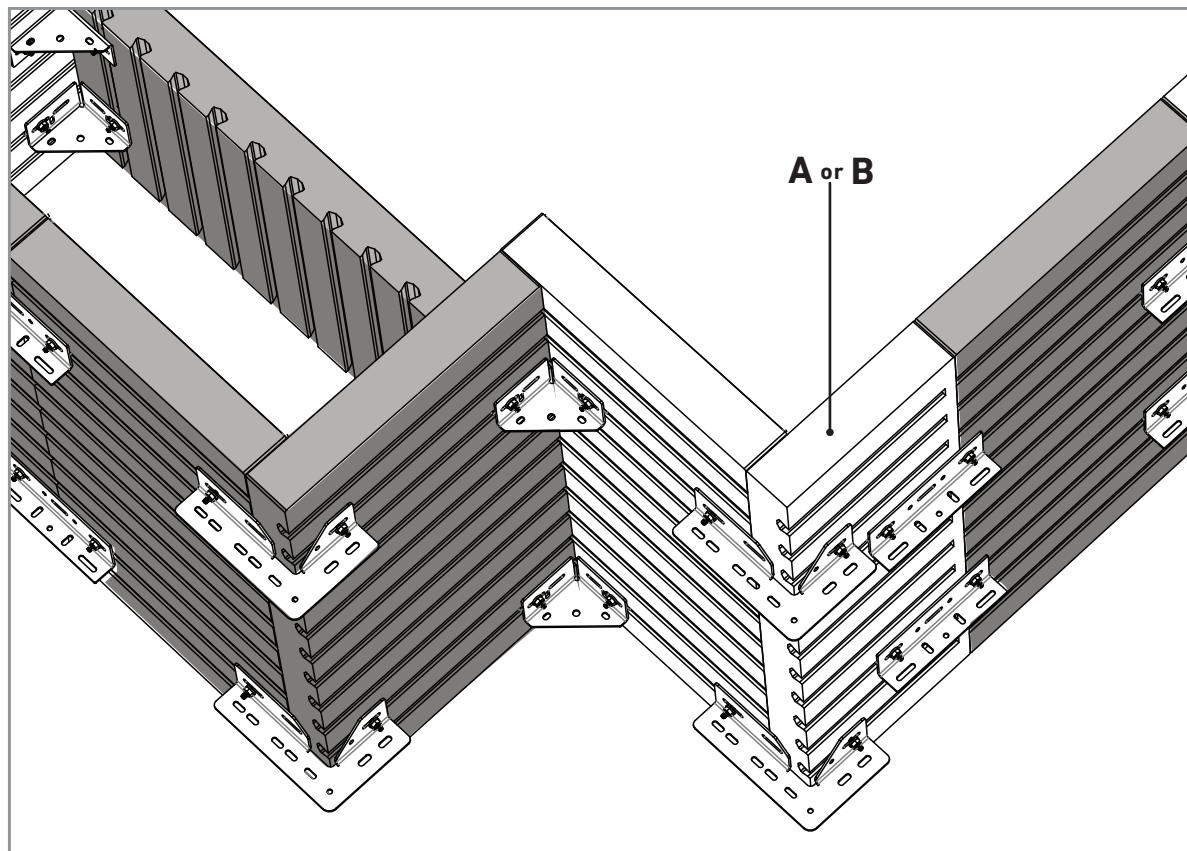
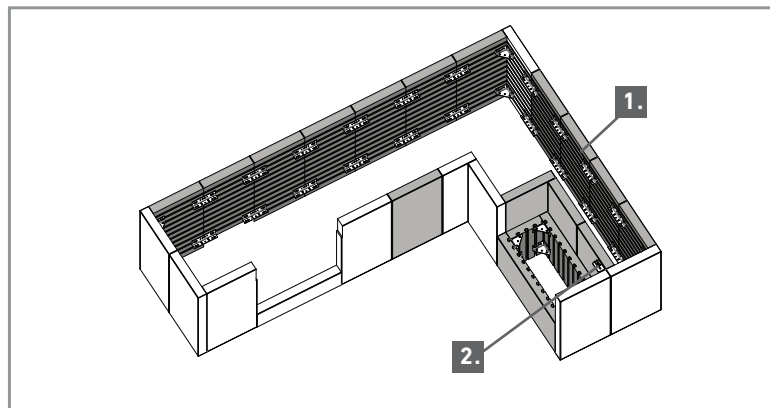
TOP VIEW



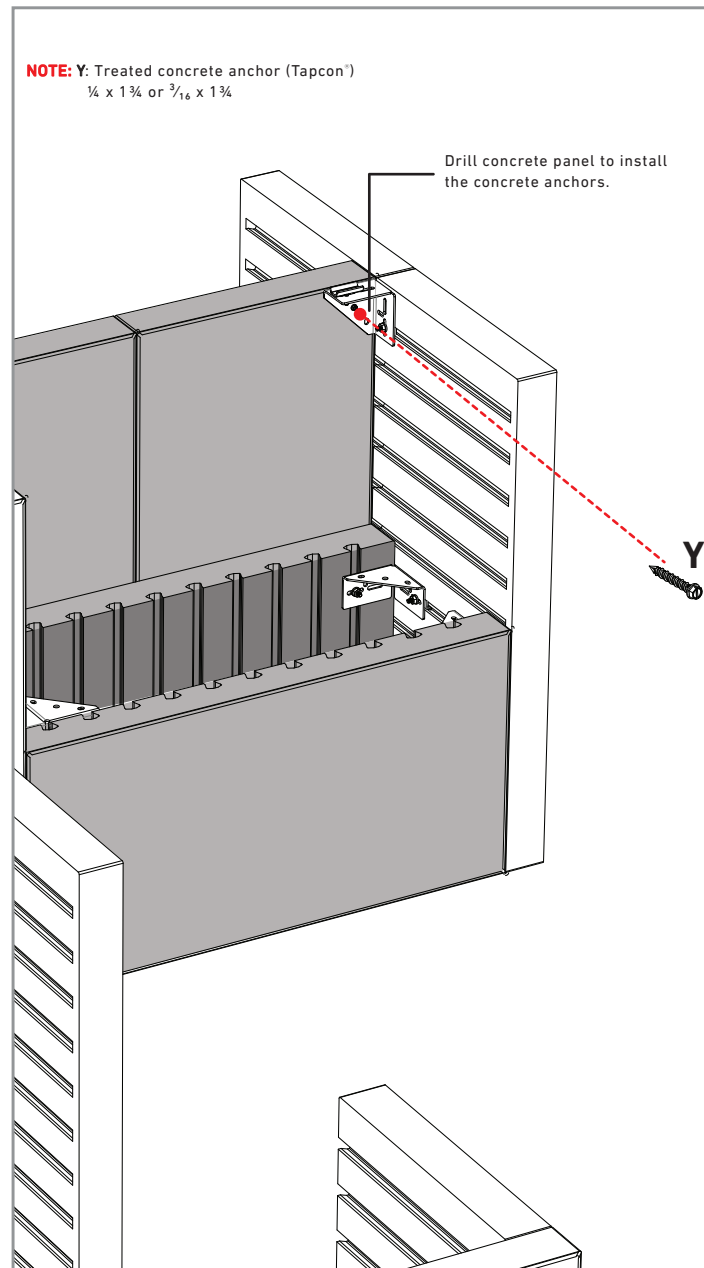
IMPORTANT: It is recommended to follow the BBQ manufacturer's specifications for ventilation and clearances. Belgard is not responsible for the conformity of connections, clearances and ventilation. BBQ, countertop and accessories are not included.

ARTFORMS™ PANEL SYSTEM

8. CORNER BBQ & PIZZA GRILL



A or B



NOTE: Y: Treated concrete anchor (Tapcon®)
1/4 x 1 3/4 or 3/16 x 1 3/4

Drill concrete panel to install the concrete anchors.

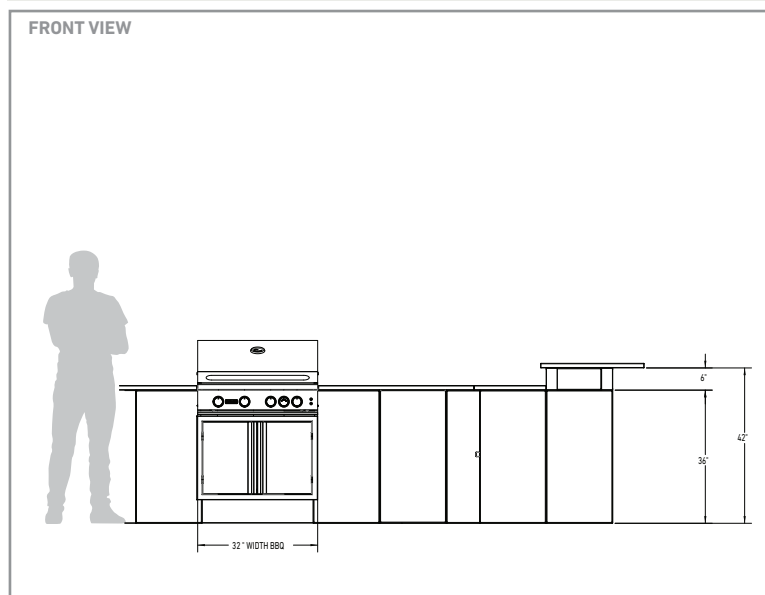
Y

IMPORTANT: It is recommended to follow the BBQ manufacturer's specifications for ventilation and clearances. Belgard is not responsible for the conformity of connections, clearances and ventilation. BBQ, countertop and accessories are not included.

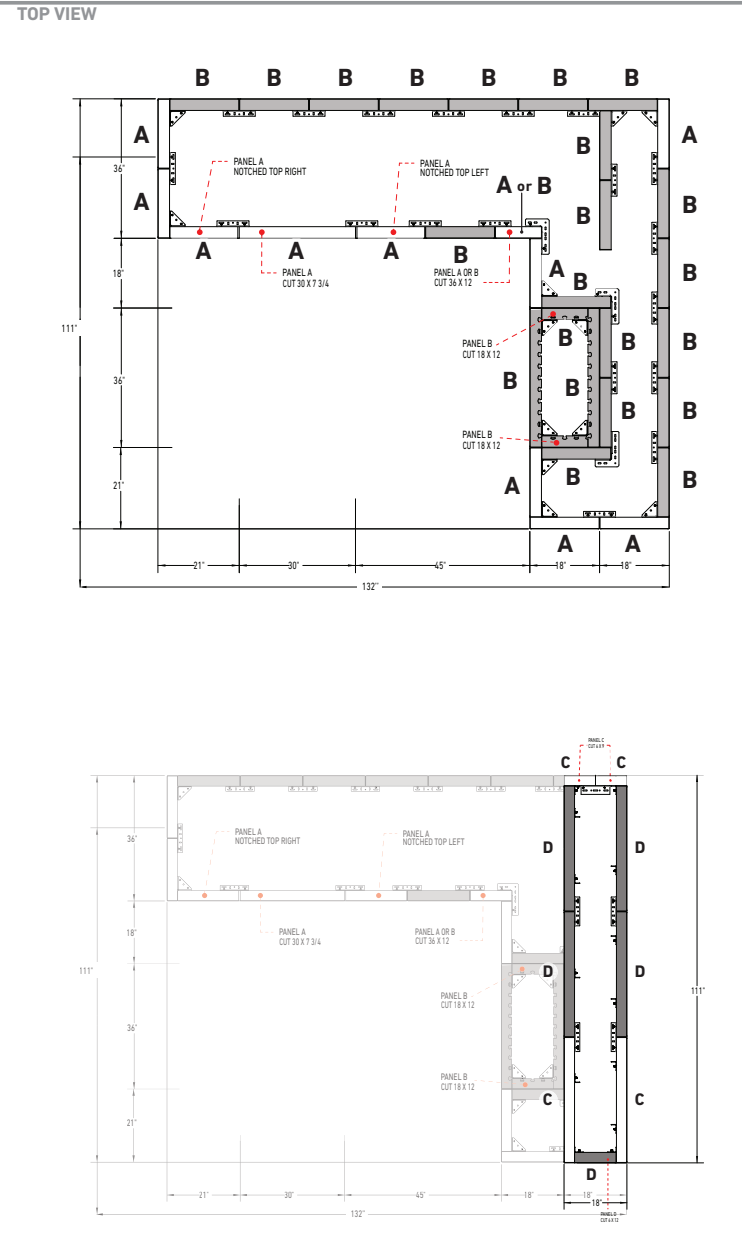
9. BBQ WITH LUXURY COUNTER & BAR



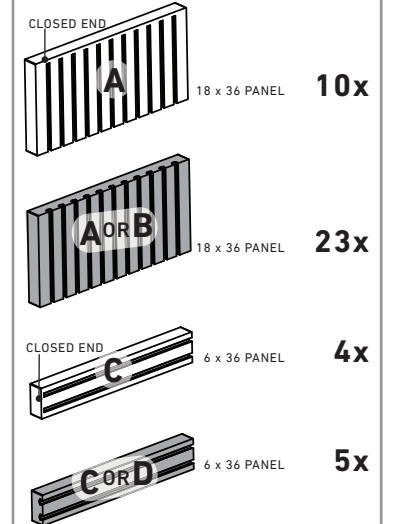
FRONT VIEW



TOP VIEW

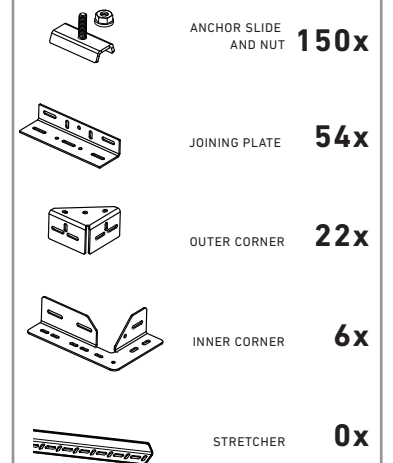


REQUIRED PANELS



IMPORTANT: 18 x 36 panels are sold in pair/layer or in full pallet only. 6 x 36 panels are sold per unit or in layer or in full pallet.

REQUIRED HARDWARE

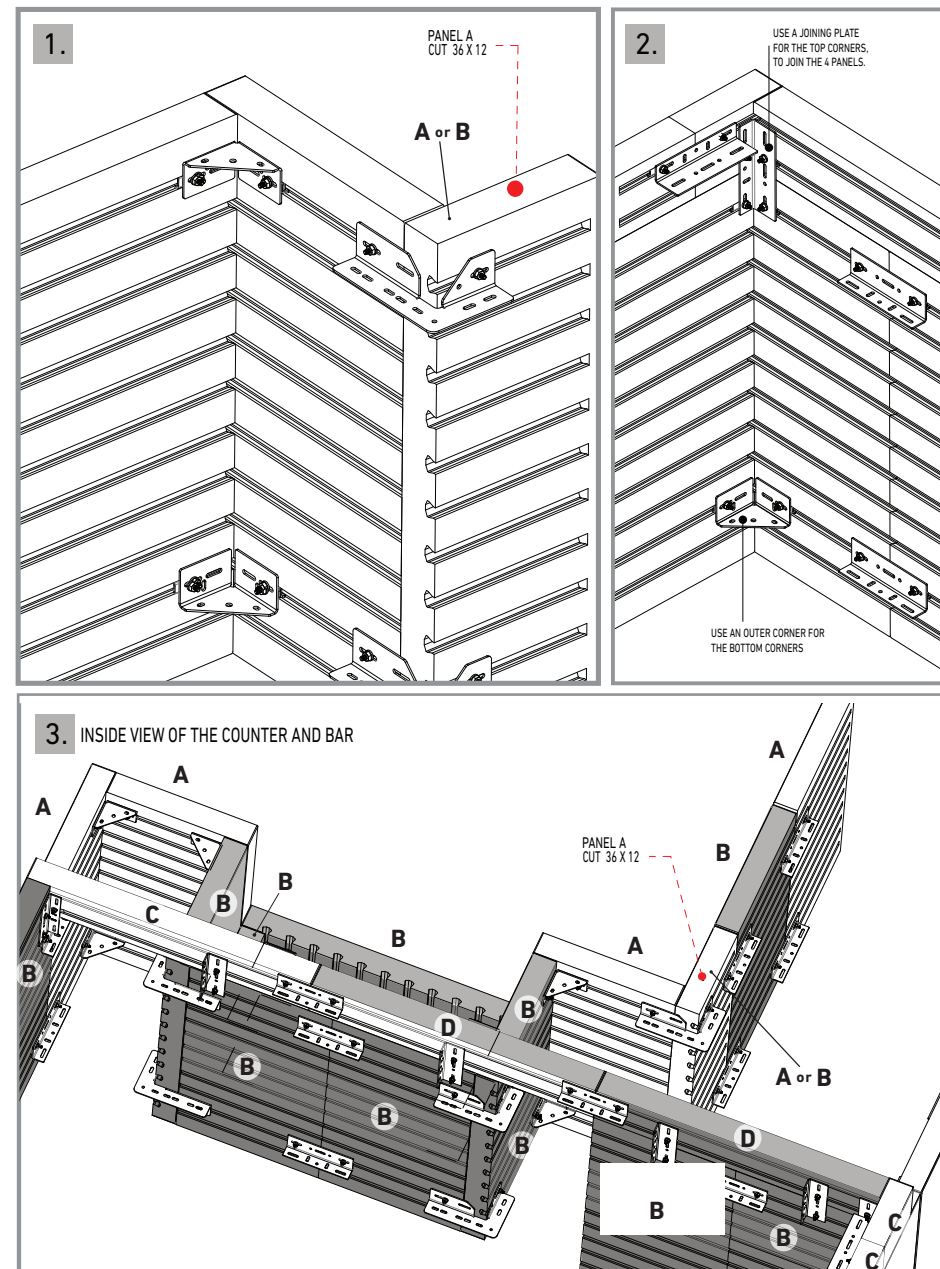
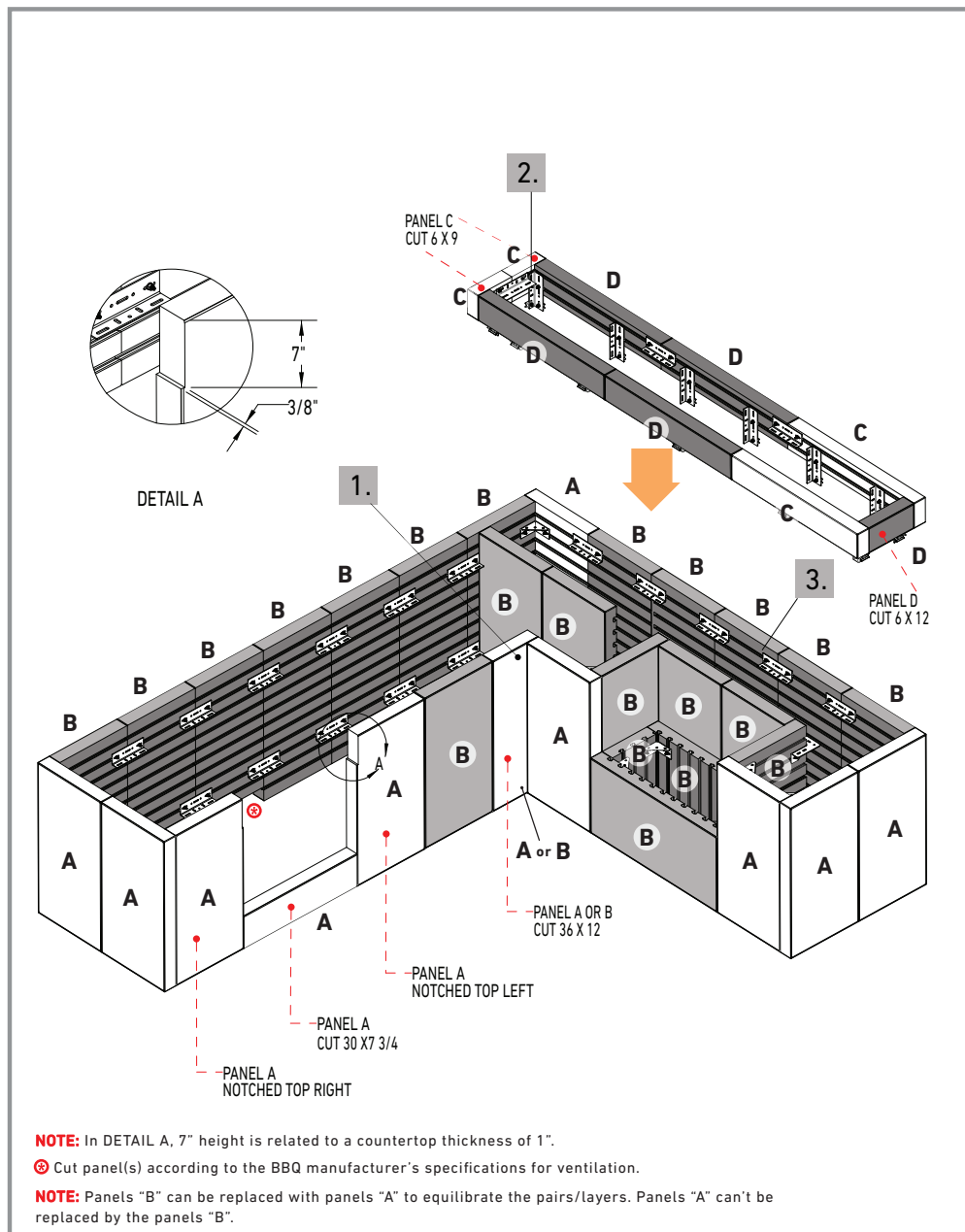


TOTAL WEIGHT **5105 Lbs**
(PANELS & HARDWARE)

IMPORTANT: It is recommended to follow the BBQ manufacturer's specifications for ventilation and clearances. Belgard is not responsible for the conformity of connections, clearances and ventilation. BBQ, countertop and accessories are not included.

ARTFORMS™ PANEL SYSTEM

9. BBQ WITH LUXURY COUNTER & BAR

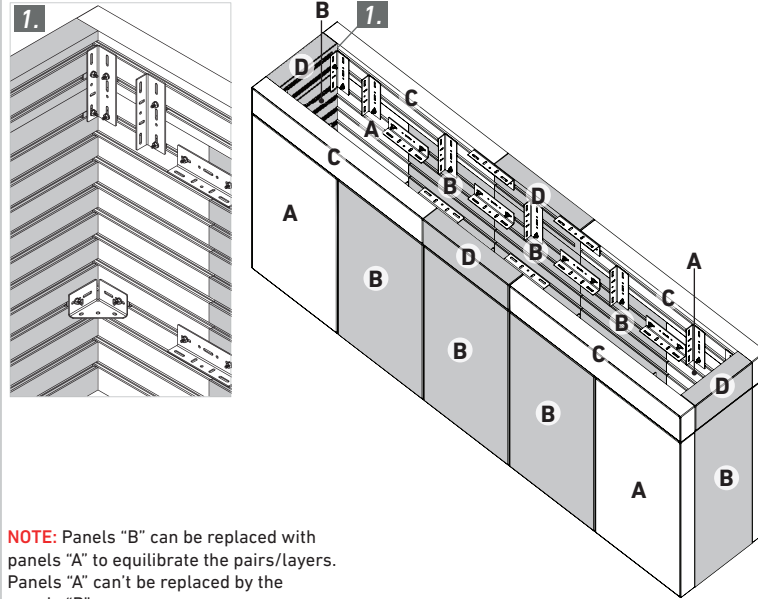


IMPORTANT: It is recommended to follow the BBQ manufacturer's specifications for ventilation and clearances. Belgard is not responsible for the conformity of connections, clearances and ventilation. BBQ, countertop and accessories are not included.

10. COUNTER & BAR



INTERIOR VIEW



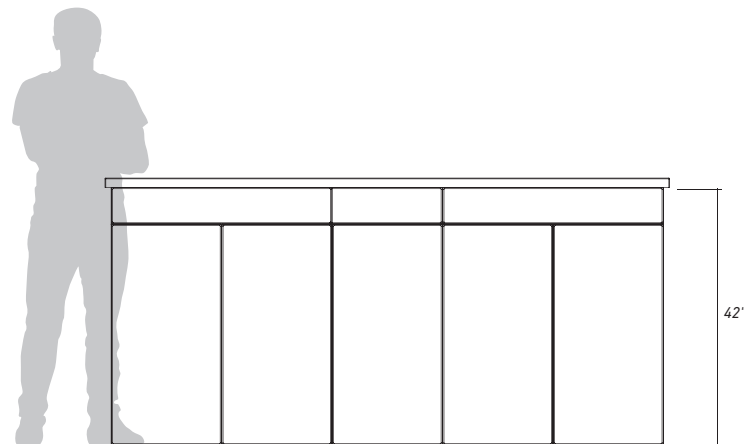
NOTE: Panels "B" can be replaced with panels "A" to equilibrate the pairs/layers. Panels "A" can't be replaced by the panels "B".

REQUIRED PANELS

	18 x 36 PANEL	4x
	18 x 36 PANEL	8x
	6 x 36 PANEL	4x
	6 x 36 PANEL	3x

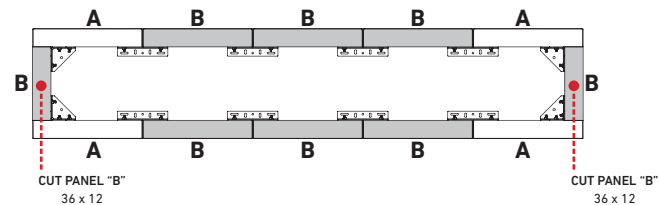
IMPORTANT: 18 x 36 panels are sold in pair/layer or in full pallet only. 6 x 36 panels are sold per unit or in layer or in full pallet.

FRONT VIEW

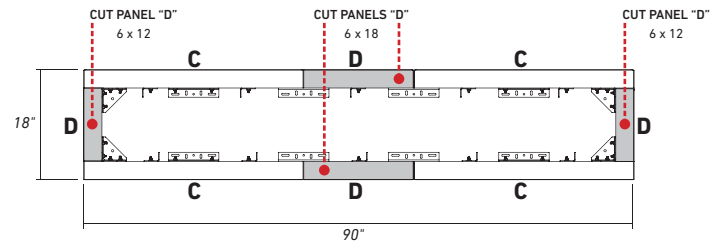


TOP VIEW

18 x 36 PANELS



6 x 36 PANELS




REQUIRED HARDWARE

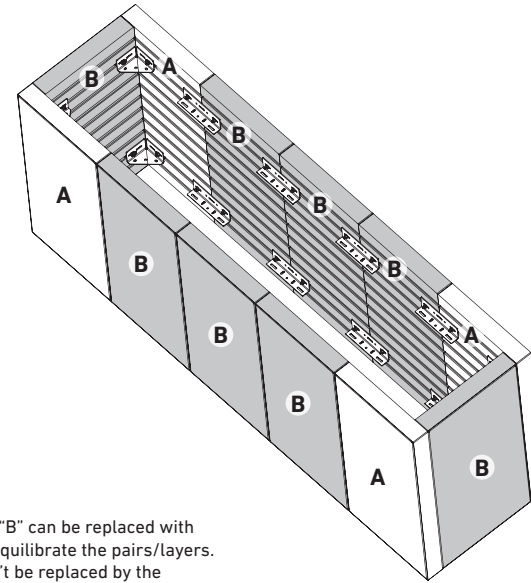
	ANCHOR SLIDE AND NUT	76x
	JOINING PLATE	34x
	OUTER CORNER	4x
	INNER CORNER	0x
	STRETCHER	0x

TOTAL WEIGHT
(PANELS & HARDWARE) **1968 Lbs**

11. LARGE COUNTER

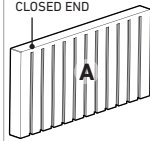





INTERIOR VIEW



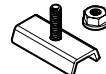
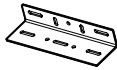
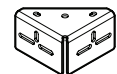


NOTE: Panels "B" can be replaced with panels "A" to equilibrate the pairs/layers. Panels "A" can't be replaced by the panels "B".

REQUIRED PANELS

	18 x 36 PANEL	4x
	18 x 36 PANEL	8x
	6 x 36 PANEL	0x
	6 x 36 PANEL	0x

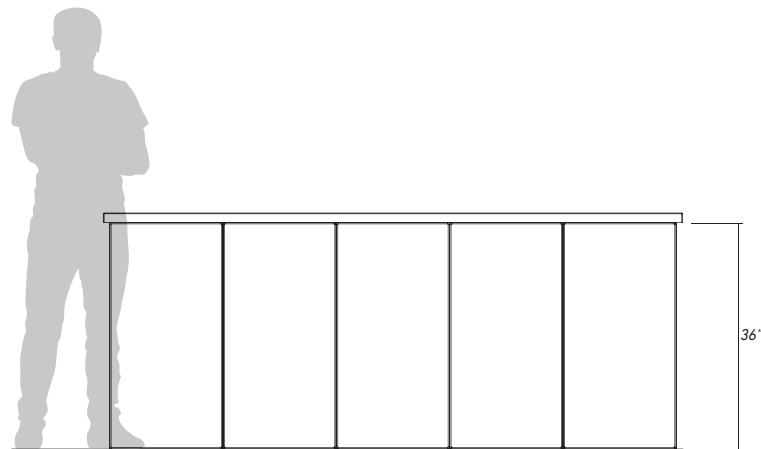
IMPORTANT: 18 x 36 panels are sold in pair/layer or in full pallet only. 6 x 36 panels are sold per unit or in layer or in full pallet.

REQUIRED HARDWARE

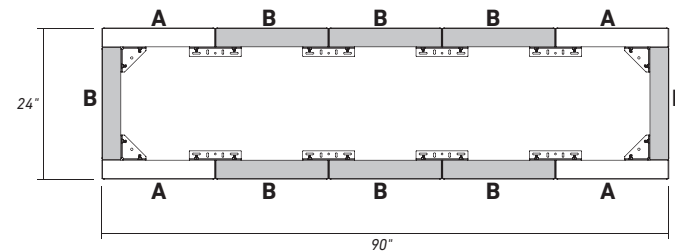
	ANCHOR SLIDE AND NUT	48x
	JOINING PLATE	16x
	OUTER CORNER	8x
	INNER CORNER	0x
	STRETCHER	0x

TOTAL WEIGHT
(PANELS & HARDWARE) **1815 Lbs**


FRONT VIEW



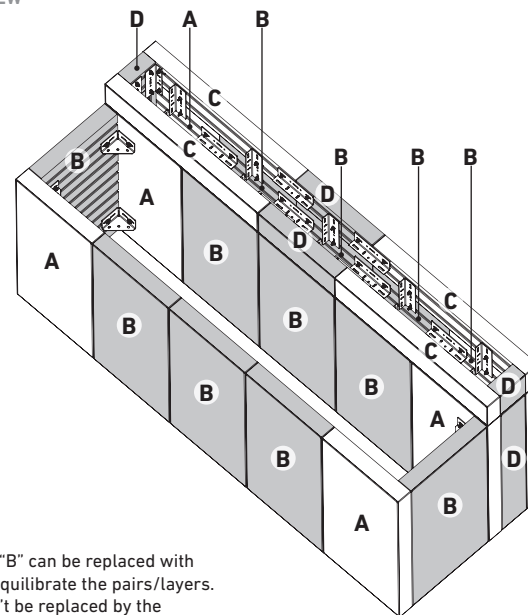
TOP VIEW



12. LUXURY COUNTER & BAR



INTERIOR VIEW



For more details see next page

NOTE: Panels "B" can be replaced with panels "A" to equilibrate the pairs/layers. Panels "A" can't be replaced by the panels "B".

REQUIRED PANELS

	18 x 36 PANEL	6x
	18 x 36 PANEL	11x
	6 x 36 PANEL	4x
	6 x 36 PANEL	5x

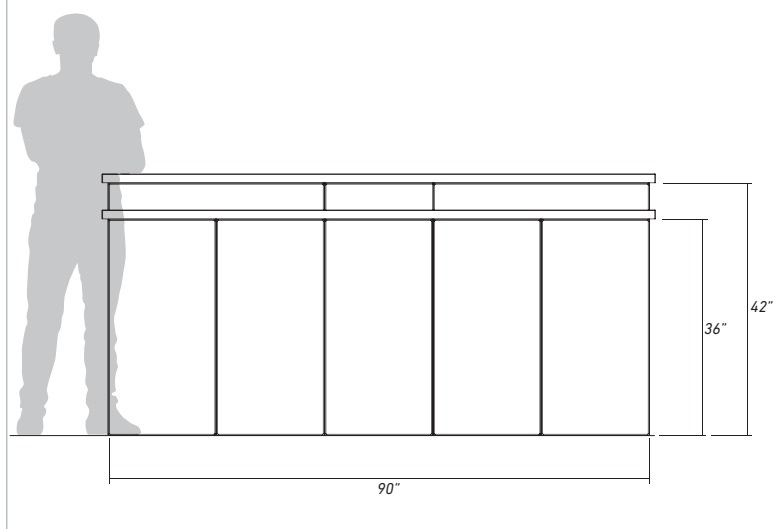
IMPORTANT: 18 x 36 panels are sold in pair/layer or in full pallet only. 6 x 36 panels are sold per unit or in layer or in full pallet.

REQUIRED HARDWARE

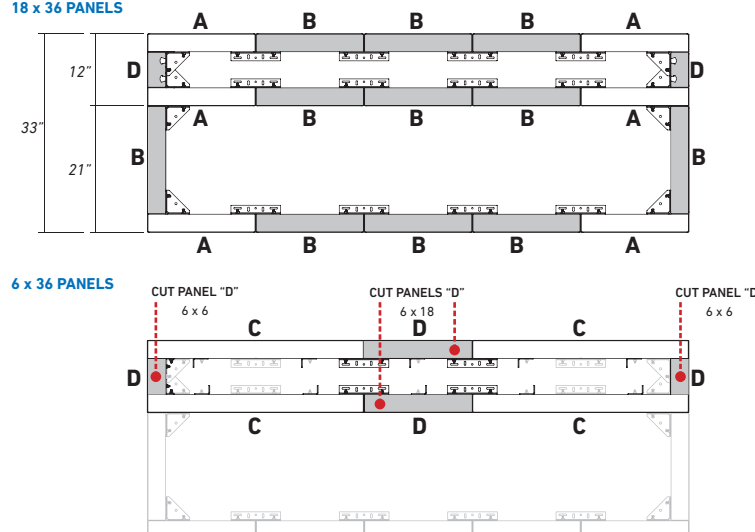
	ANCHOR SLIDE AND NUT	108x
	JOINING PLATE	42x
	OUTER CORNER	12x
	INNER CORNER	0x
	STRETCHER	0x

TOTAL WEIGHT
(PANELS & HARDWARE) **2934 Lbs**

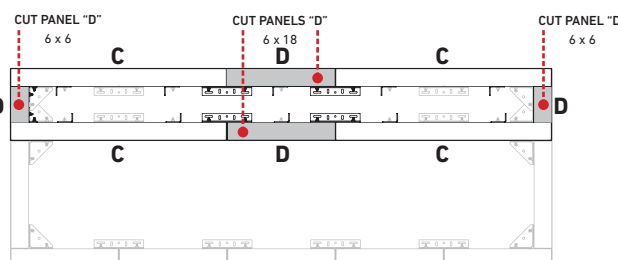
FRONT VIEW



TOP VIEW
18 x 36 PANELS

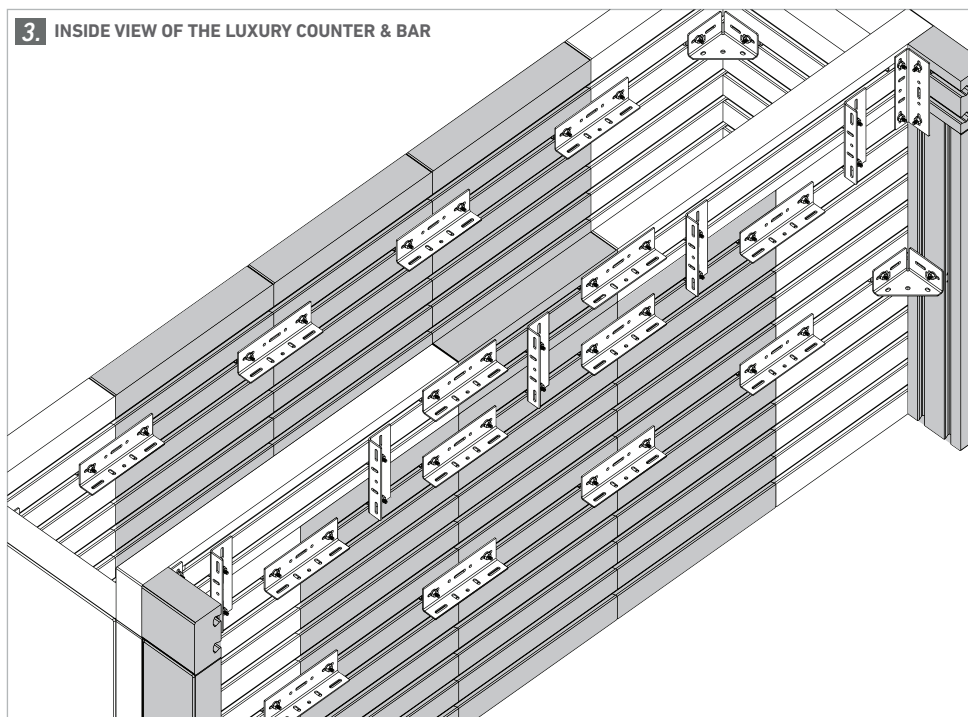
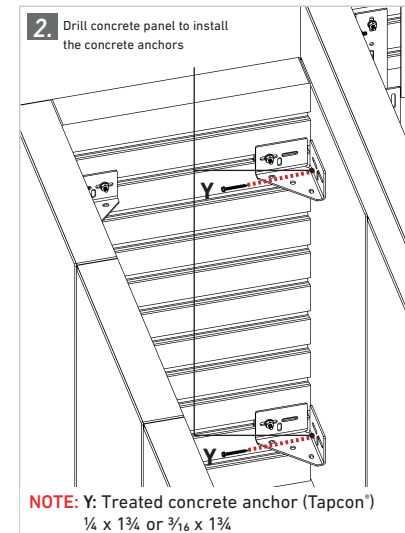
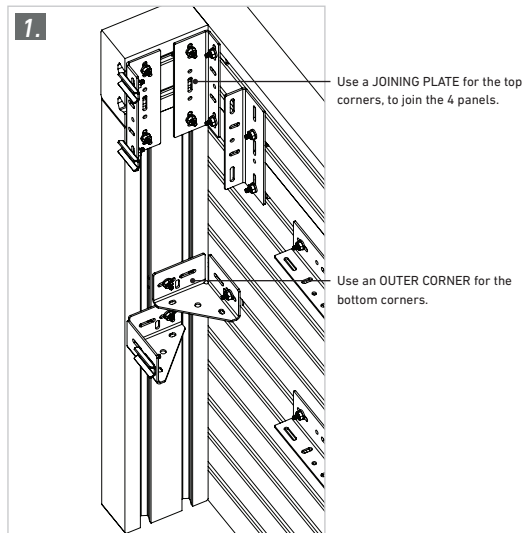
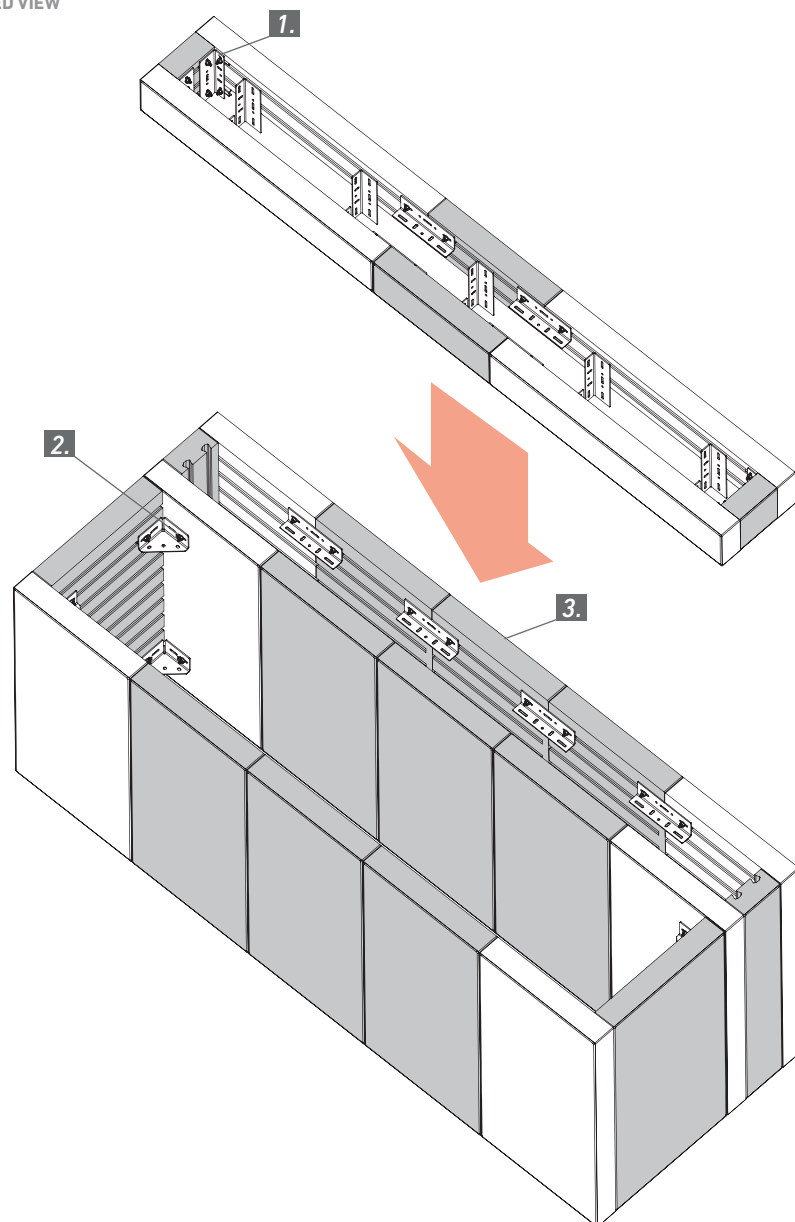


6 x 36 PANELS



12. LUXURY COUNTER & BAR

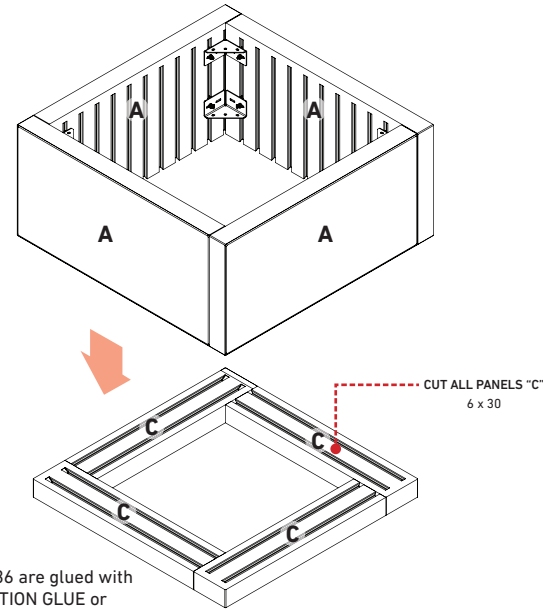
EXPLODED VIEW



13. RECESSED WOOD FIRE PIT



INTERIOR VIEW



NOTE: The panels 18 x 36 are glued with 6 x 36 using CONSTRUCTION GLUE or STRUCTURE BOND

REQUIRED PANELS

	18 x 36 PANEL	4x
	18 x 36 PANEL	0x
	6 x 36 PANEL	4x
	6 x 36 PANEL	0x

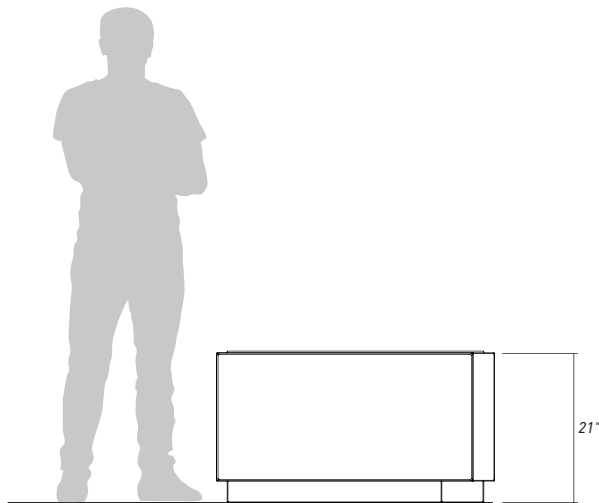
IMPORTANT: 18 x 36 panels are sold in pair/layer or in full pallet only. 6 x 36 panels are sold per unit or in layer or in full pallet.

REQUIRED HARDWARE

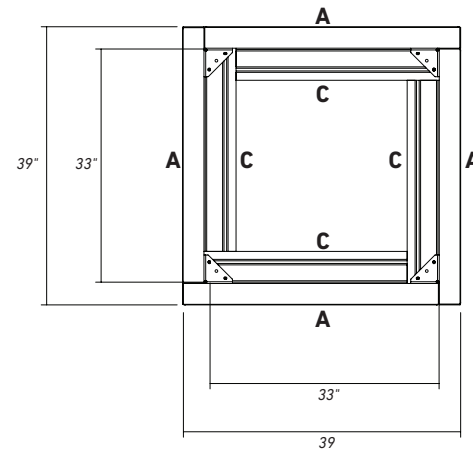
	ANCHOR SLIDE AND NUT	16x
	JOINING PLATE	0x
	OUTER CORNER	8x
	INNER CORNER	0x
	STRETCHER	0x

TOTAL WEIGHT
(PANELS & HARDWARE) **772 Lbs**

FRONT VIEW



TOP VIEW



IMPORTANT: It is recommended to follow the burner manufacturer's specifications for ventilation. Belgard is not responsible for the conformity of connections, clearances and ventilation. Metal liner plate and accessories are not included.

ARTFORMS™ PANEL SYSTEM

14. RECESSED GAS FIRE PIT

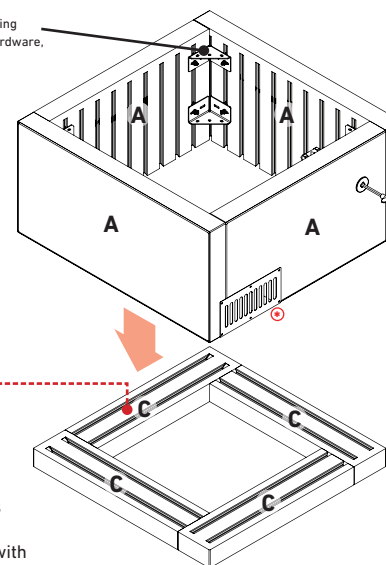


INTERIOR VIEW

The 30 x 30 burner pan is sitting directly on the ARTFORMS hardware, on the corner's brackets.

CUT ALL PANELS "C"
6 x 30

⊙ Cut panel(s) according to the burner manufacturer's specifications for ventilation.
NOTE: The panels 18 x 36 are glued with 6 x 36 using CONSTRUCTION GLUE or STRUCTURE BOND



REQUIRED PANELS

CLOSED END A	18 x 36 PANEL	4x
A OR B	18 x 36 PANEL	0x
CLOSED END C	6 x 36 PANEL	4x
C OR D	6 x 36 PANEL	0x

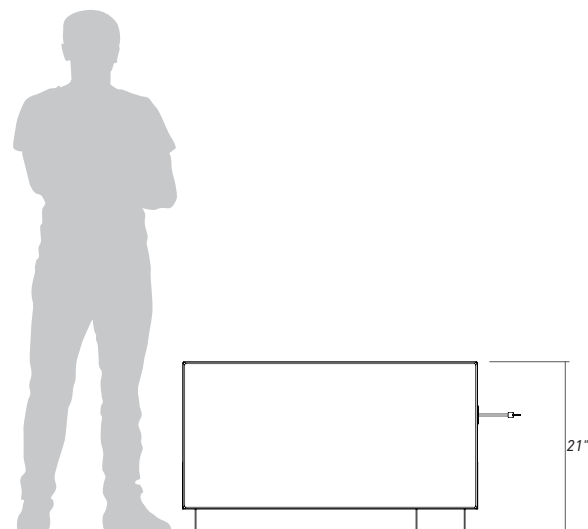
IMPORTANT: 18 x 36 panels are sold in pair/layer or in full pallet only. 6 x 36 panels are sold per unit or in layer or in full pallet.

REQUIRED HARDWARE

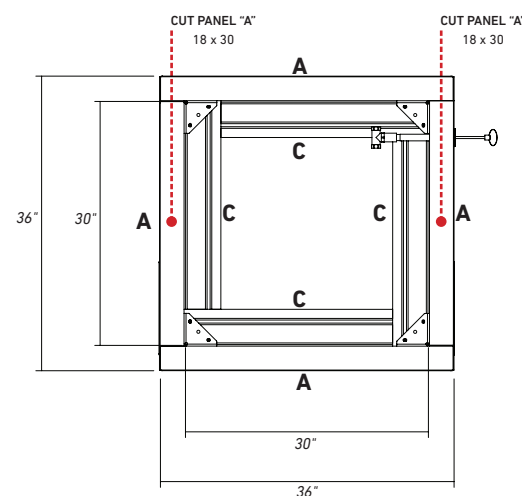
ANCHOR SLIDE AND NUT	16x
JOINING PLATE	0x
OUTER CORNER	8x
INNER CORNER	0x
STRETCHER	0x

TOTAL WEIGHT
(PANELS & HARDWARE) **683 Lbs**

FRONT VIEW



TOP VIEW



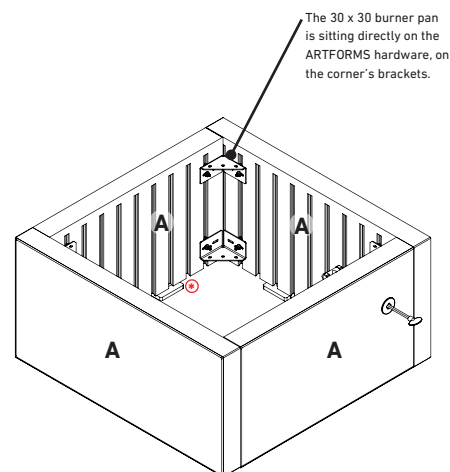
IMPORTANT: It is recommended to follow the burner manufacturer's specifications for ventilation. Belgard is not responsible for the conformity of connections, clearances and ventilation. Burner pan and accessories are not included.

ARTFORMS™ PANEL SYSTEM

15. GAS FIRE PIT

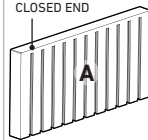
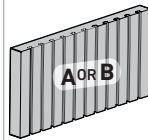
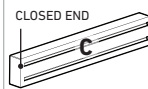



INTERIOR VIEW



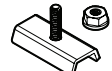
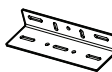
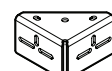


Ⓢ Add 0.5" thick PLASTIC SHIMS for ventilation

REQUIRED PANELS

	18 x 36 PANEL	4x
	18 x 36 PANEL	0x
	6 x 36 PANEL	0x
	6 x 36 PANEL	0x

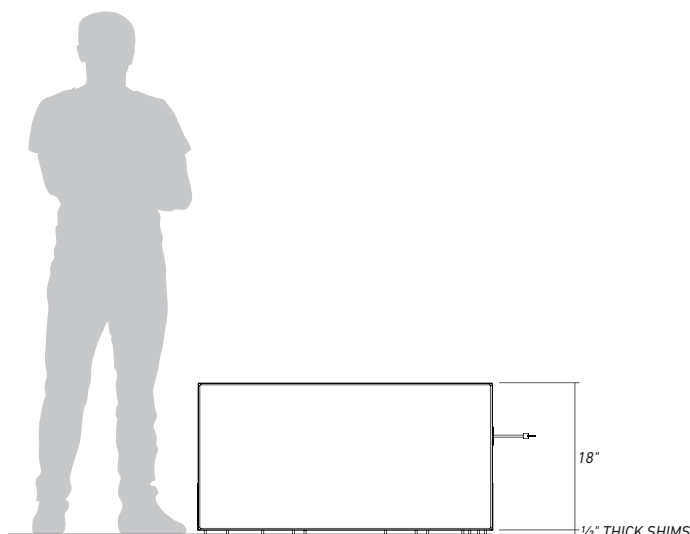
IMPORTANT: 18 x 36 panels are sold in pair/layer or in full pallet only. 6 x 36 panels are sold per unit or in layer or in full pallet.

REQUIRED HARDWARE

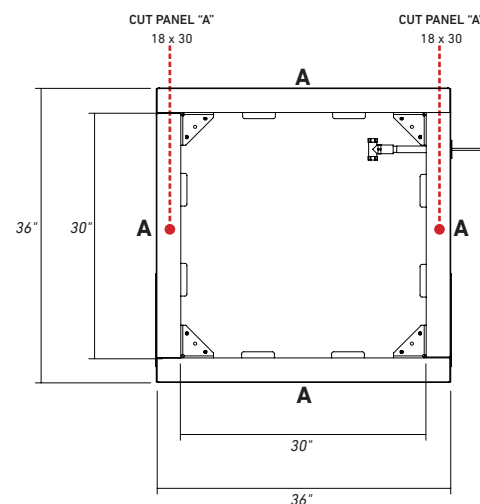
	ANCHOR SLIDE AND NUT	16x
	JOINING PLATE	0x
	OUTER CORNER	8x
	INNER CORNER	0x
	STRETCHER	0x

TOTAL WEIGHT
(PANELS & HARDWARE) **535 Lbs**

FRONT VIEW



TOP VIEW



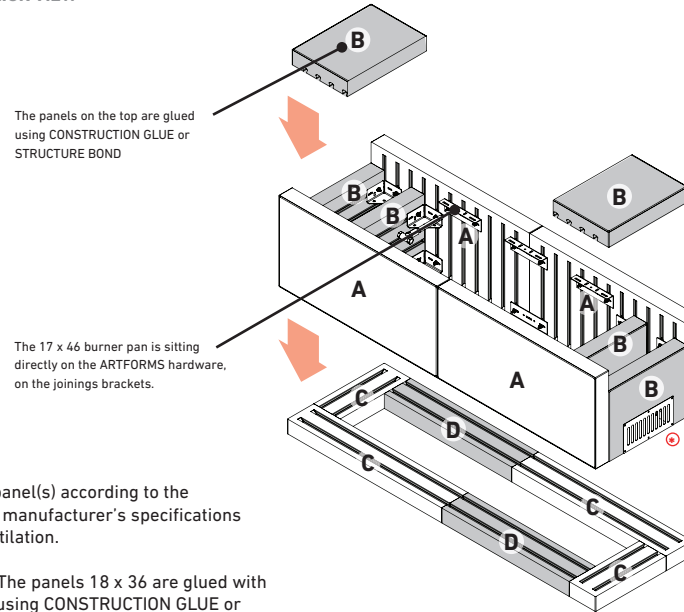
IMPORTANT: It is recommended to follow the firekit manufacturer's specifications for ventilation. Belgard is not responsible for the conformity of connections, clearances and ventilation. Burner pan and accessories are not included.

ARTFORMS™ PANEL SYSTEM

16. RECESSED RECTANGULAR GAS FIRE PIT



INTERIOR VIEW



⊙ Cut panel(s) according to the burner manufacturer's specifications for ventilation.

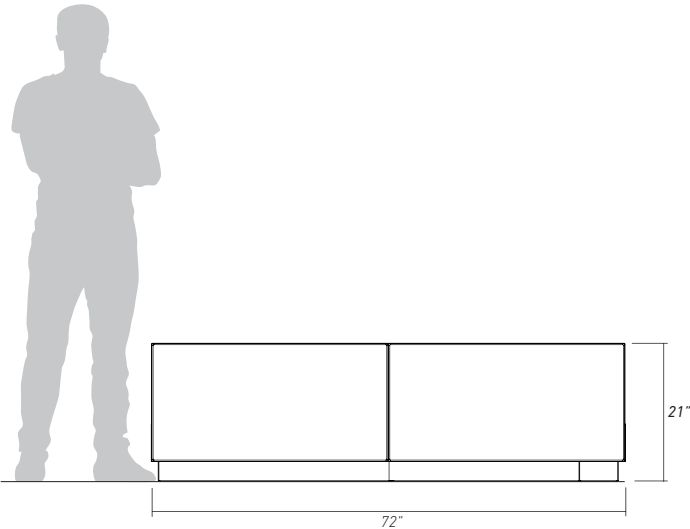
NOTE: The panels 18 x 36 are glued with 6 x 36 using CONSTRUCTION GLUE or STRUCTURE BOND

REQUIRED PANELS

CLOSED END A	18 x 36 PANEL	4x
A OR B	18 x 36 PANEL	3x
CLOSED END C	6 x 36 PANEL	4x
C OR D	6 x 36 PANEL	2x

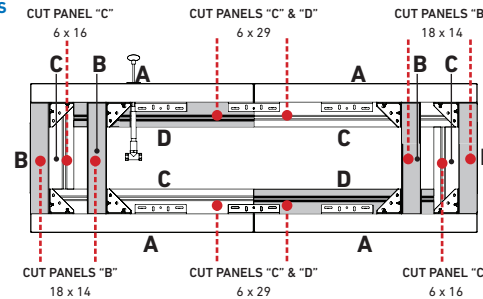
IMPORTANT: 18 x 36 panels are sold in pair/layer or in full pallet only. 6 x 36 panels are sold per unit or in layer or in full pallet.

FRONT VIEW

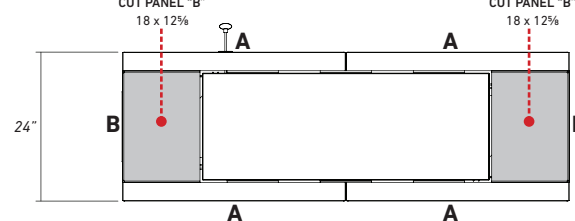


TOP VIEW

WITHOUT TOP PANELS



WITH TOP PANELS



REQUIRED HARDWARE

ANCHOR SLIDE AND NUT	48x
JOINING PLATE	8x
OUTER CORNER	16x
INNER CORNER	0x
STRETCHER	0x

TOTAL WEIGHT
(PANELS & HARDWARE) **1130 Lbs**

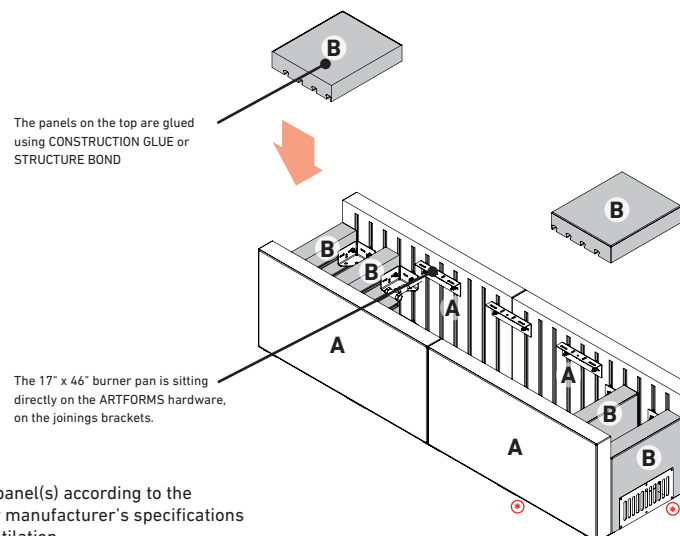
IMPORTANT: It is recommended to follow the firekit manufacturer's specifications for ventilation. Belgard is not responsible for the conformity of connections, clearances and ventilation. Burner pan and accessories are not included.

ARTFORMS™ PANEL SYSTEM

17. RECTANGULAR GAS FIRE PIT



INTERIOR VIEW



⊙ Cut panel(s) according to the burner manufacturer's specifications for ventilation.

⊙ Add 0.5" thick PLASTIC SHIMS for ventilation

REQUIRED PANELS

CLOSED END A	18 x 36 PANEL	4x
A OR B	18 x 36 PANEL	3x
CLOSED END C	6 x 36 PANEL	0x
C OR D	6 x 36 PANEL	0x

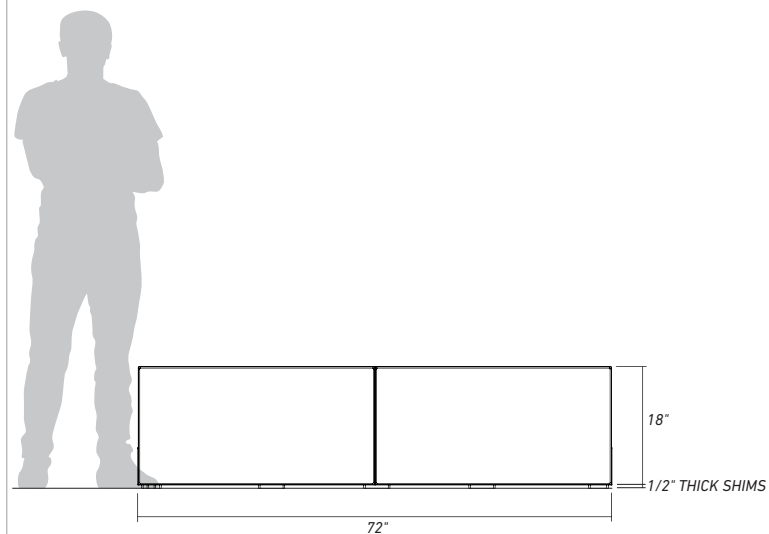
IMPORTANT: 18 x 36 panels are sold in pair/layer or in full pallet only. 6 x 36 panels are sold per unit or in layer or in full pallet.

REQUIRED HARDWARE

ANCHOR SLIDE AND NUT	48x
JOINING PLATE	8x
OUTER CORNER	16x
INNER CORNER	0x
STRETCHER	0x

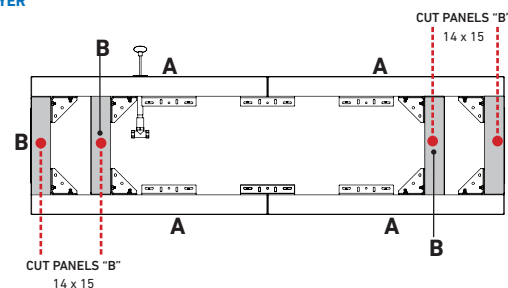
TOTAL WEIGHT
(PANELS & HARDWARE) **880 Lbs**

FRONT VIEW

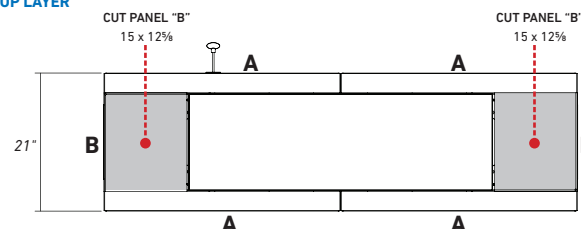


TOP VIEW

WITHOUT TOP LAYER



WITH TOP LAYER



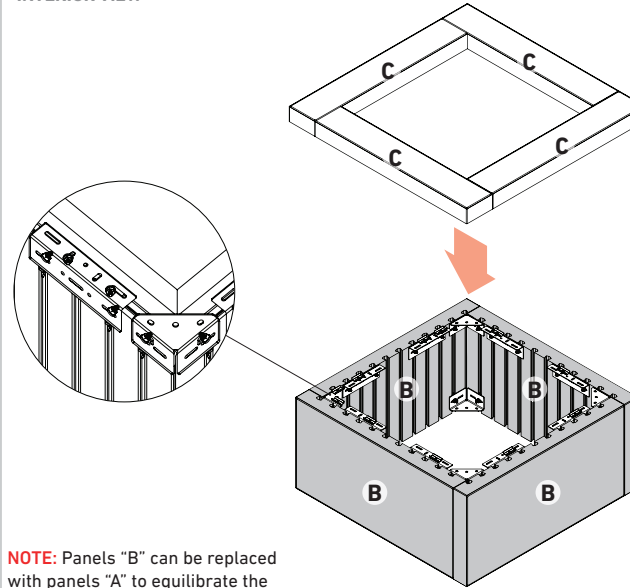
IMPORTANT: It is recommended to follow the firekit manufacturer's specifications for ventilation. Belgard is not responsible for the conformity of connections, clearances and ventilation. Burner plate and accessories are not included.

ARTFORMS™ PANEL SYSTEM

18. SQUARE PLANTER



INTERIOR VIEW



NOTE: Panels "B" can be replaced with panels "A" to equilibrate the pairs/layers. Panels "A" can't be replaced by the panels "B".

REQUIRED PANELS

	18 x 36 PANEL	0x
	18 x 36 PANEL	4x
	6 x 36 PANEL	4x
	6 x 36 PANEL	0x

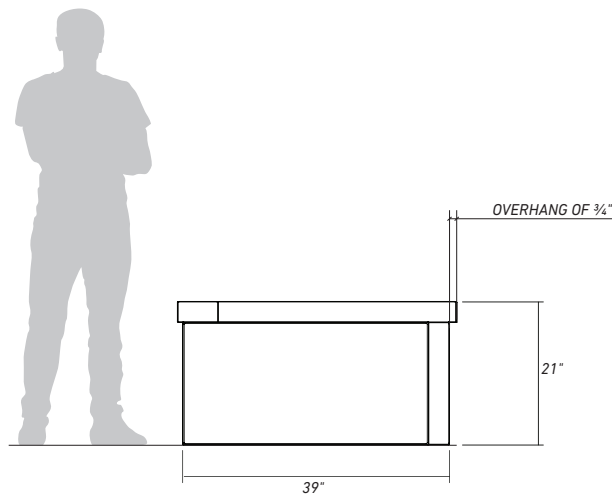
IMPORTANT: 18 x 36 panels are sold in pair/layer or in full pallet only. 6 x 36 panels are sold per unit or in layer or in full pallet.

REQUIRED HARDWARE

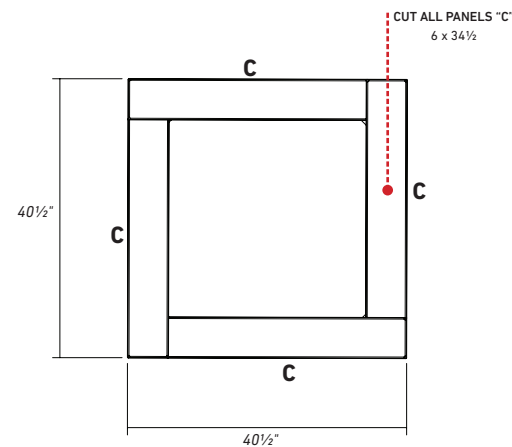
	ANCHOR SLIDE AND NUT	40x
	JOINING PLATE	8x
	OUTER CORNER	8x
	INNER CORNER	0x
	STRETCHER	0x

TOTAL WEIGHT
(PANELS & HARDWARE) **804 Lbs**

FRONT VIEW



TOP VIEW



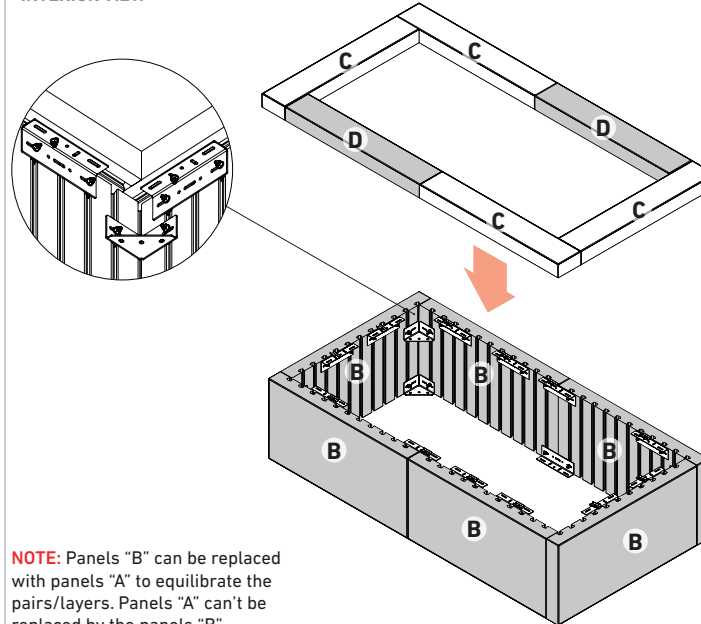
IMPORTANT: Refer to page 23 of the ARTFORMS INSTALLATION GUIDE about the installation of geotextile in planter box. Contact experts/engineers to validate the base preparation, the drainage, the plants & roots growth/management.

ARTFORMS™ PANEL SYSTEM

19. RECTANGULAR PLANTER



INTERIOR VIEW



NOTE: Panels "B" can be replaced with panels "A" to equilibrate the pairs/layers. Panels "A" can't be replaced by the panels "B".

REQUIRED PANELS

CLOSED END A	18 x 36 PANEL	0x
A OR B	18 x 36 PANEL	6x
CLOSED END C	6 x 36 PANEL	4x
C OR D	6 x 36 PANEL	2x

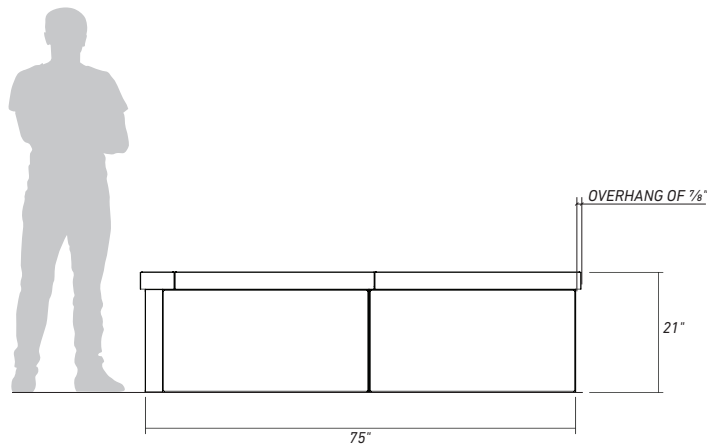
IMPORTANT: 18 x 36 panels are sold in pair/layer or in full pallet only. 6 x 36 panels are sold per unit or in layer or in full pallet.

REQUIRED HARDWARE

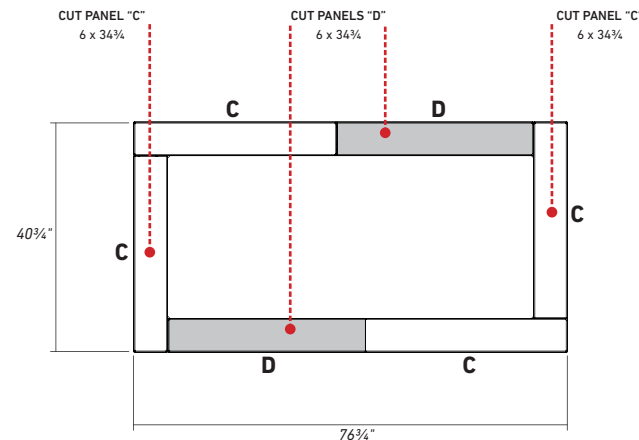
ANCHOR SLIDE AND NUT	56x
JOINING PLATE	14x
OUTER CORNER	8x
INNER CORNER	0x
STRETCHER	0x

TOTAL WEIGHT
(PANELS & HARDWARE) **1209 Lbs**

FRONT VIEW



TOP VIEW



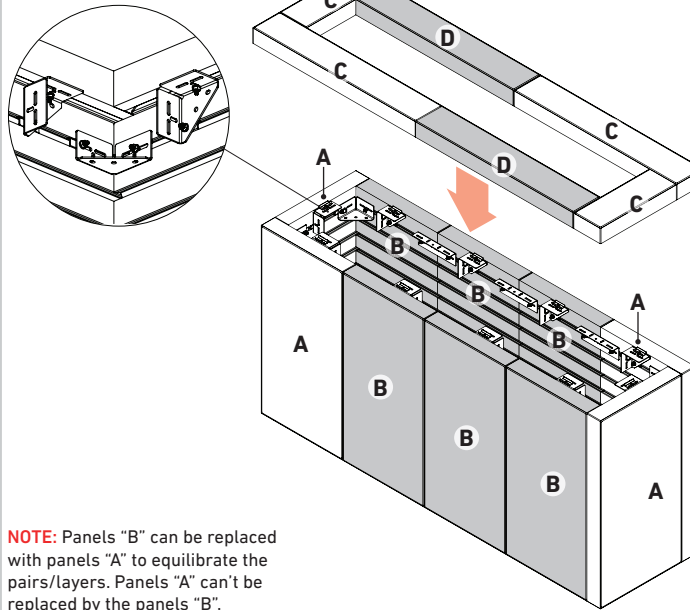
IMPORTANT: Refer to page 23 of the ARTFORMS INSTALLATION GUIDE about the installation of geotextile in planter box.
Contact experts/engineers to validate the base preparation, the drainage, the plants & roots growth/management.

ARTFORMS™ PANEL SYSTEM

20. VERTICAL PLANTER

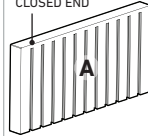

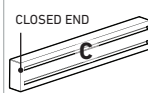



INTERIOR VIEW








NOTE: Panels "B" can be replaced with panels "A" to equilibrate the pairs/layers. Panels "A" can't be replaced by the panels "B".

REQUIRED PANELS

	18 x 36 PANEL	4x
	18 x 36 PANEL	6x
	6 x 36 PANEL	4x
	6 x 36 PANEL	2x

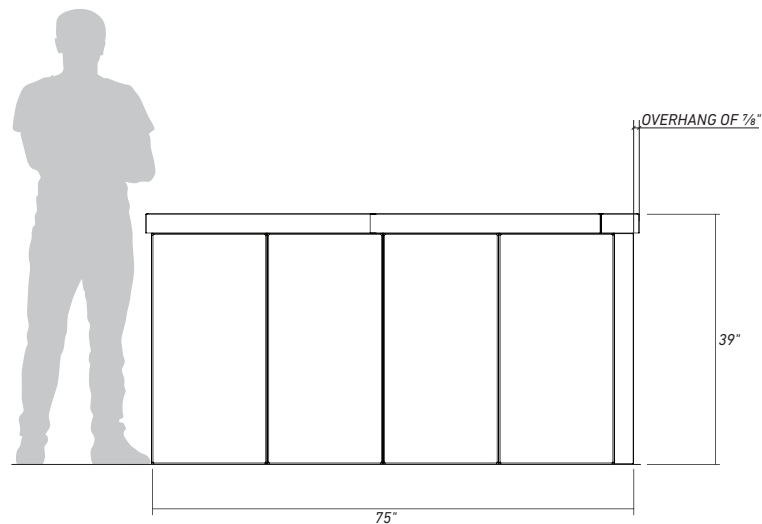
IMPORTANT: 18 x 36 panels are sold in pair/layer or in full pallet only. 6 x 36 panels are sold per unit or in layer or in full pallet.

REQUIRED HARDWARE

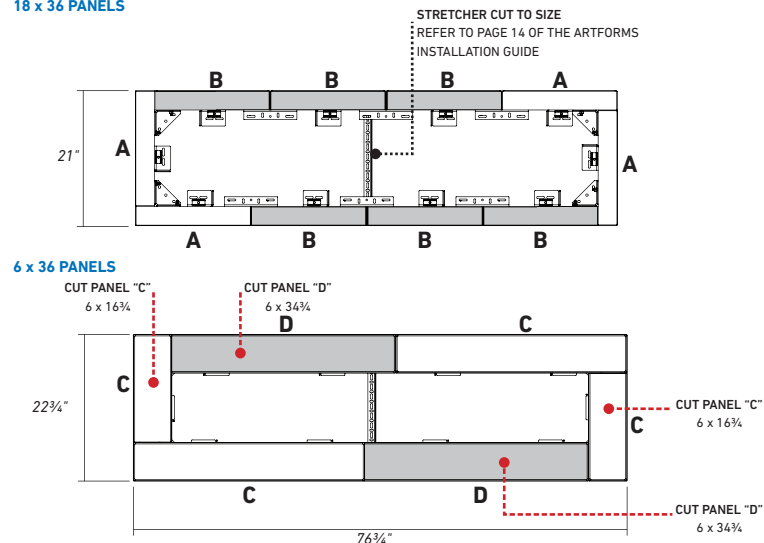
	ANCHOR SLIDE AND NUT	62x
	JOINING PLATE	12x
	OUTER CORNER	18x
	INNER CORNER	0x
	STRETCHER	1x

TOTAL WEIGHT
(PANELS & HARDWARE) **1765 Lbs**

FRONT VIEW



TOP VIEW
18 x 36 PANELS

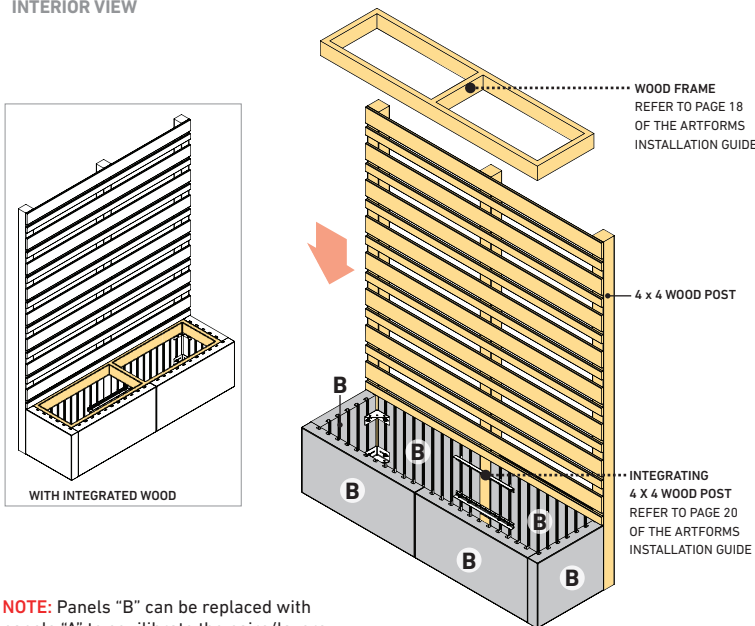


IMPORTANT: Refer to page 23 of the ARTFORMS INSTALLATION GUIDE about the installation of geotextile in planter box. Contact experts/engineers to validate the base preparation, the drainage, the plants & roots growth/management.

21. PRIVACY WALL WITH BENCH



INTERIOR VIEW



REQUIRED PANELS

CLOSED END A	18 x 36 PANEL	0x
A OR B	18 x 36 PANEL	6x
CLOSED END C	6 x 36 PANEL	0x
C OR D	6 x 36 PANEL	0x

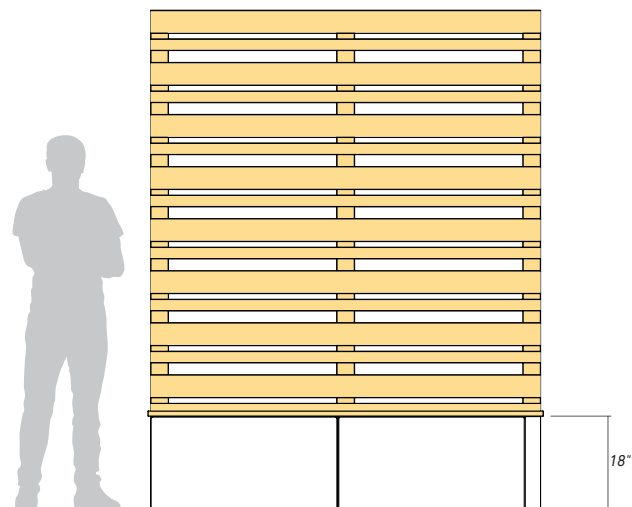
IMPORTANT: 18 x 36 panels are sold in pair/layer or in full pallet only. 6 x 36 panels are sold per unit or in layer or in full pallet.

REQUIRED HARDWARE

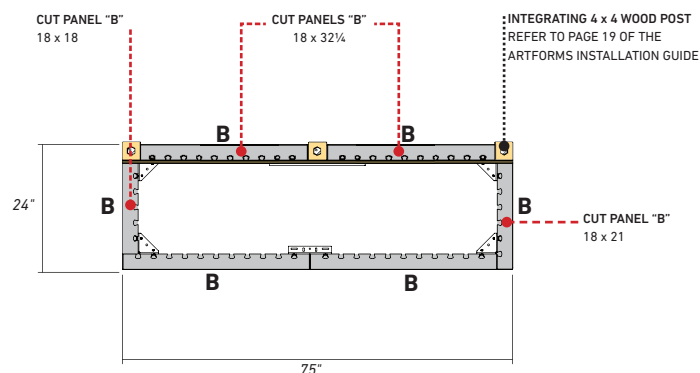
ANCHOR SLIDE AND NUT	28x
JOINING PLATE	2x
OUTER CORNER	8x
INNER CORNER	0x
STRETCHER	2x

TOTAL WEIGHT
(PANELS & HARDWARE) **740 Lbs**

FRONT VIEW



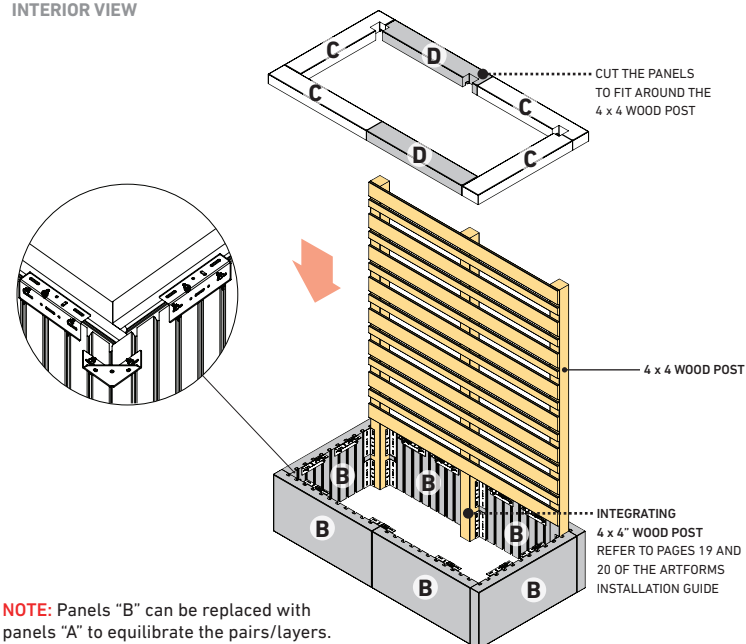
TOP VIEW



22. PRIVACY WALL WITH PLANTER



INTERIOR VIEW



NOTE: Panels "B" can be replaced with panels "A" to equilibrate the pairs/layers.

REQUIRED PANELS

CLOSED END A	18 x 36 PANEL	0x
A OR B	18 x 36 PANEL	6x
CLOSED END C	6 x 36 PANEL	4x
C OR D	6 x 36 PANEL	2x

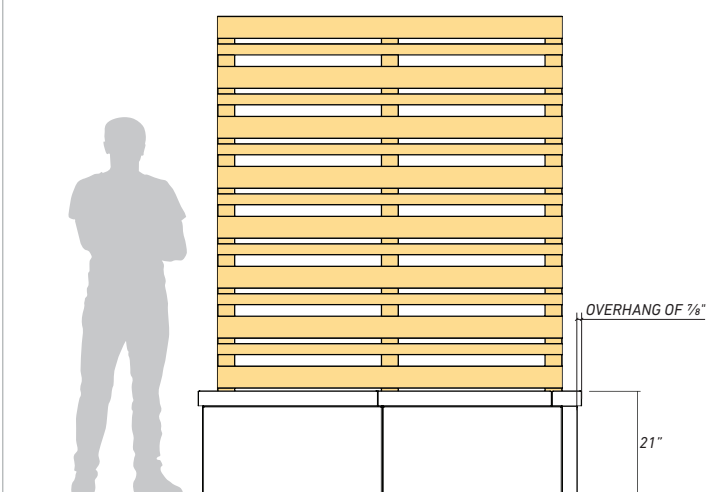
IMPORTANT: 18 x 36 panels are sold in pair/layer or in full pallet only. 6 x 36 panels are sold per unit or in layer or in full pallet.

REQUIRED HARDWARE

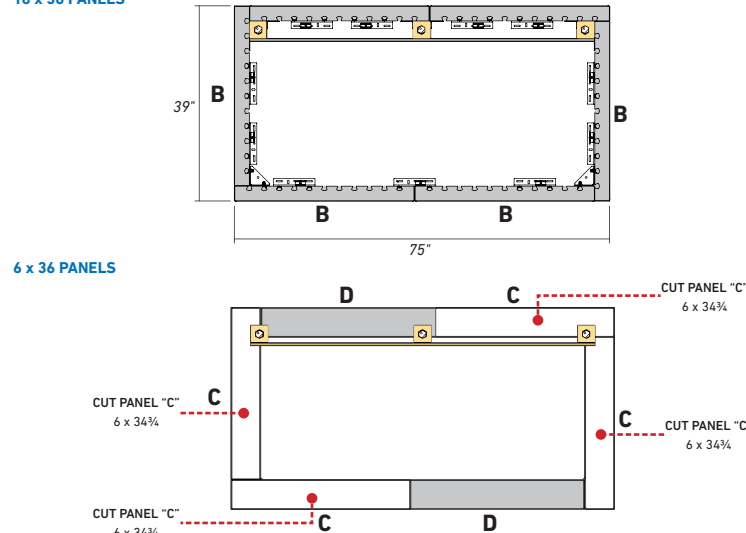
ANCHOR SLIDE AND NUT	43x
JOINING PLATE	24x
OUTER CORNER	4x
INNER CORNER	0x
STRETCHER	0x

TOTAL WEIGHT
(PANELS & HARDWARE) **1206 Lbs**

FRONT VIEW



TOP VIEW
18 x 36 PANELS

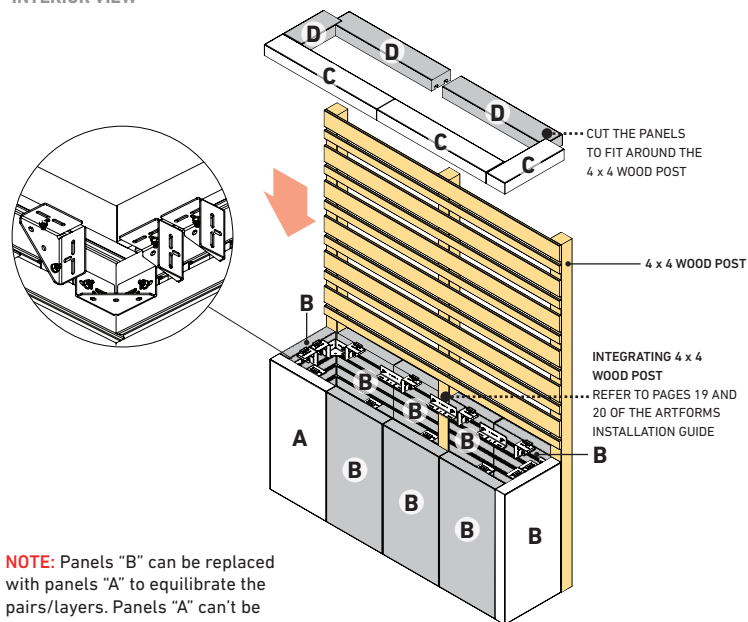


IMPORTANT: Refer to page 23 of the ARTFORMS INSTALLATION GUIDE about the installation of geotextile in planter box.
Contact experts/engineers to validate the base preparation, the drainage, the plants & roots growth/management.

23. PRIVACY WALL WITH VERTICAL PLANTER



INTERIOR VIEW



NOTE: Panels "B" can be replaced with panels "A" to equilibrate the pairs/layers. Panels "A" can't be replaced by the panels "B".

REQUIRED PANELS

CLOSED END A	18 x 36 PANEL	2x
A OR B	18 x 36 PANEL	8x
CLOSED END C	6 x 36 PANEL	3x
C OR D	6 x 36 PANEL	3x

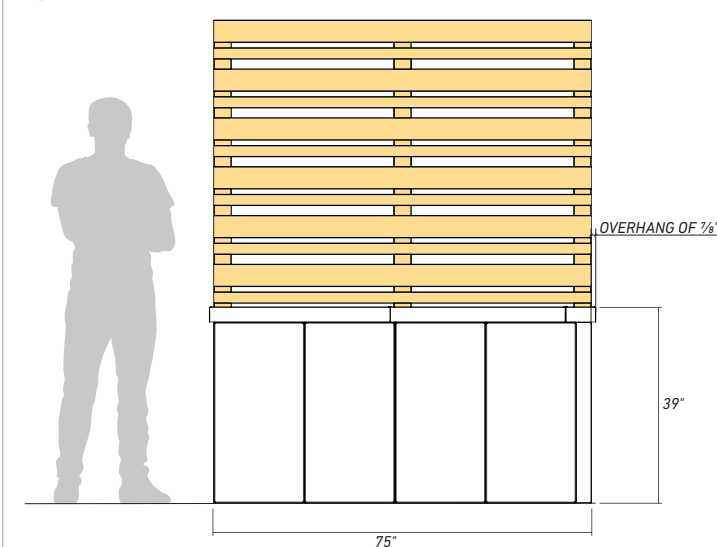
IMPORTANT: 18 x 36 panels are sold in pair/layer or in full pallet only. 6 x 36 panels are sold per unit or in layer or in full pallet.

REQUIRED HARDWARE

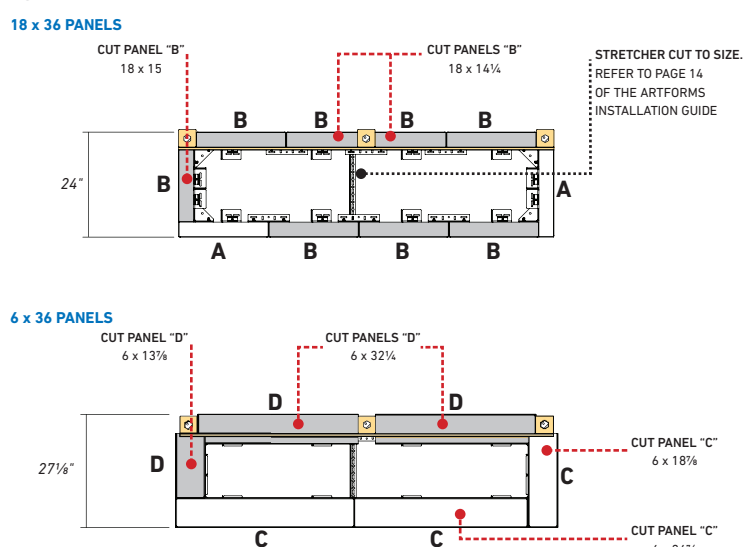
ANCHOR SLIDE AND NUT	66x
JOINING PLATE	12x
OUTER CORNER	20x
INNER CORNER	0x
STRETCHER	1x

TOTAL WEIGHT
(PANELS & HARDWARE) **1667 Lbs**

FRONT VIEW



TOP VIEW

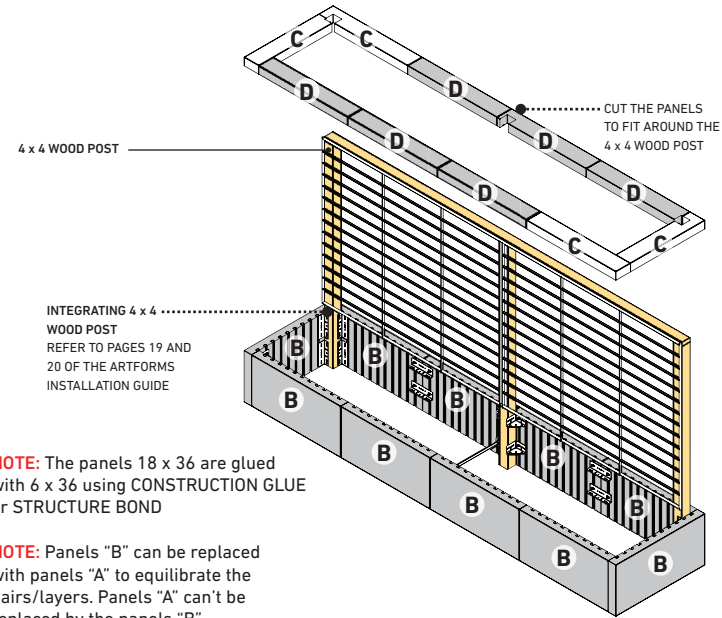


IMPORTANT: Refer to page 23 of the ARTFORMS INSTALLATION GUIDE about the installation of geotextile in planter box.
Contact experts/engineers to validate the base preparation, the drainage, the plants & roots growth/management.

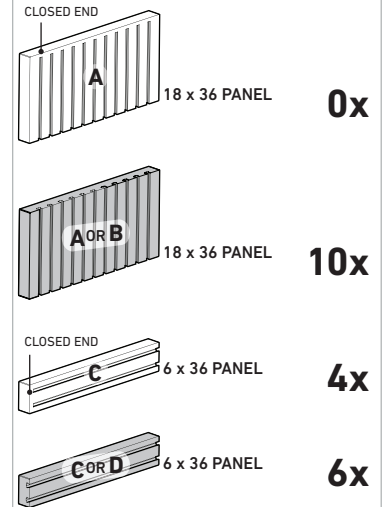
24. RAISED GARDEN



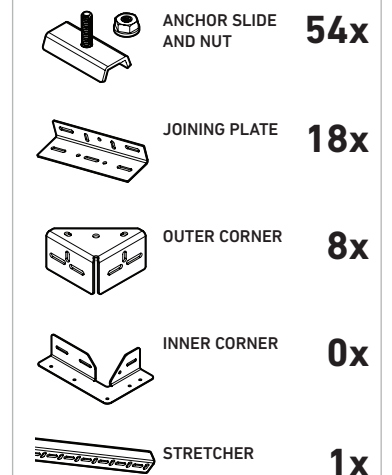
INTERIOR VIEW



REQUIRED PANELS

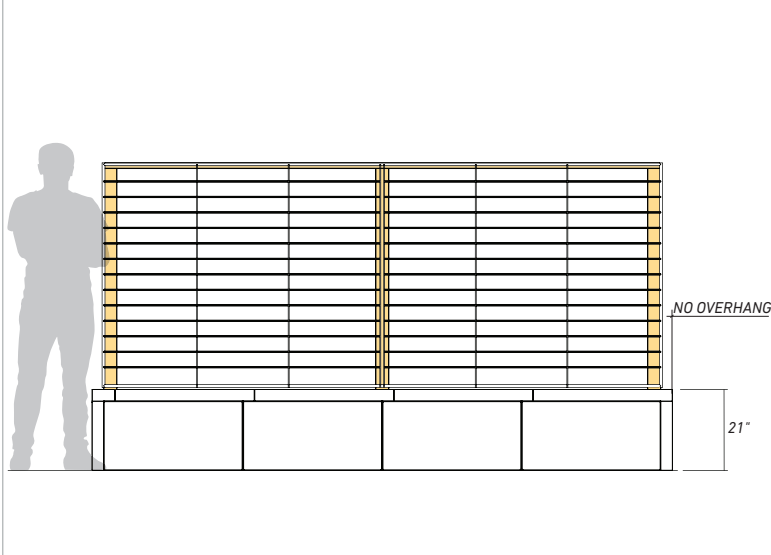


REQUIRED HARDWARE

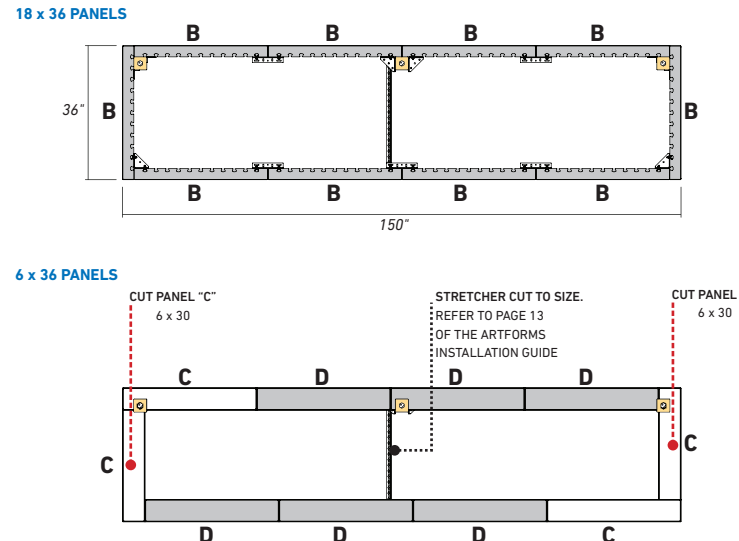


TOTAL WEIGHT
(PANELS & HARDWARE) **1986 Lbs**

FRONT VIEW



TOP VIEW



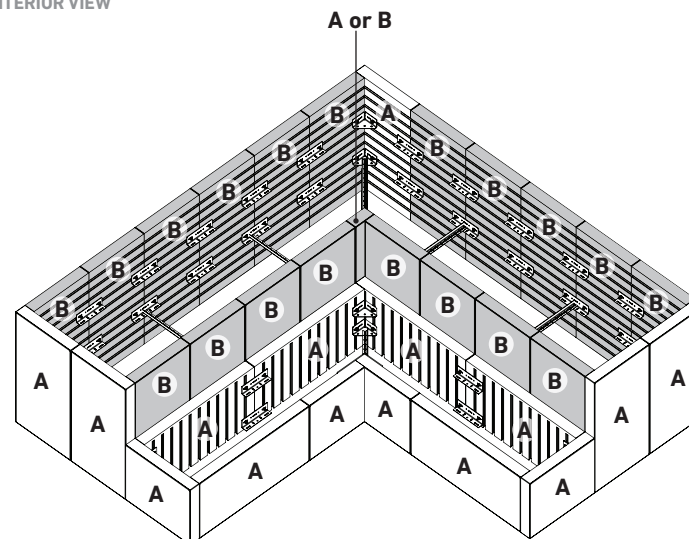
IMPORTANT: Refer to page 23 of the ARTFORMS INSTALLATION GUIDE about the installation of geotextile in planter box.
Contact experts/engineers to validate the base preparation, the drainage, the plants & roots growth/management.

ARTFORMS™ PANEL SYSTEM

25. CORNER MULTILEVEL RAISED GARDEN

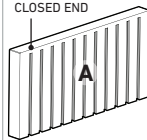
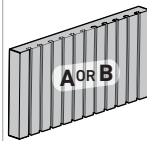
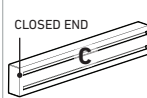



INTERIOR VIEW



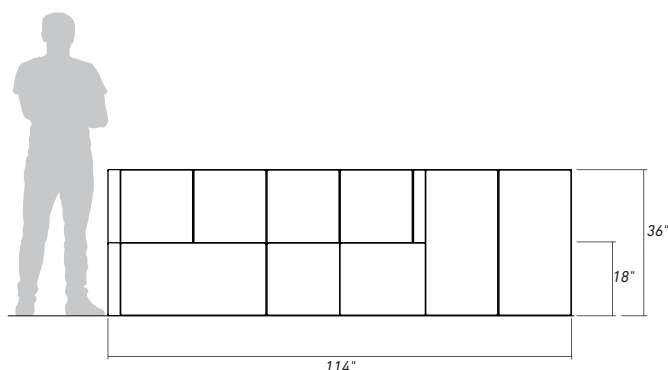
NOTE: Panels "B" can be replaced with panels "A" to equilibrate the pairs/layers. Panels "A" can't be replaced by the panels "B".

REQUIRED PANELS

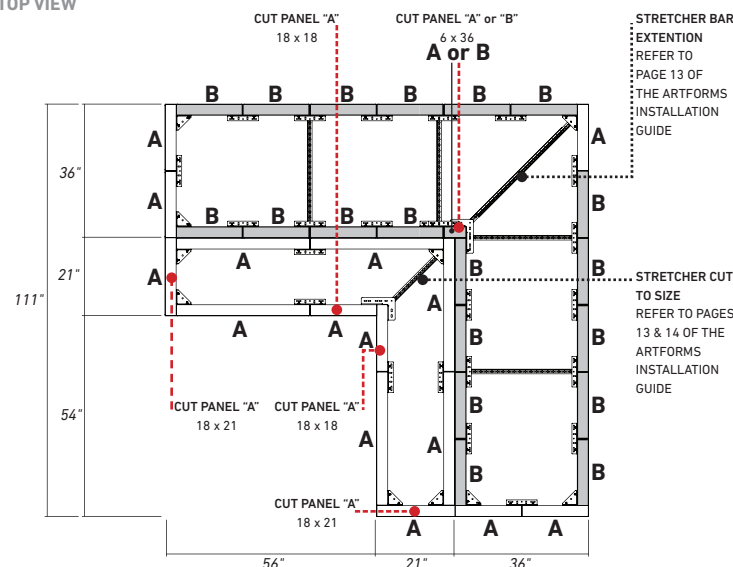
	18 x 36 PANEL	15x
	18 x 36 PANEL	20x
	6 x 36 PANEL	0x
	6 x 36 PANEL	0x

IMPORTANT: 18 x 36 panels are sold in pair/layer or in full pallet only. 6 x 36 panels are sold per unit or in layer or in full pallet.

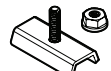
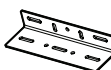



FRONT VIEW



TOP VIEW



REQUIRED HARDWARE

	ANCHOR SLIDE AND NUT	153x
	JOINING PLATE	46x
	OUTER CORNER	20x
	INNER CORNER	4x
	STRETCHER	7x

TOTAL WEIGHT
(PANELS & HARDWARE) **4937 Lbs**

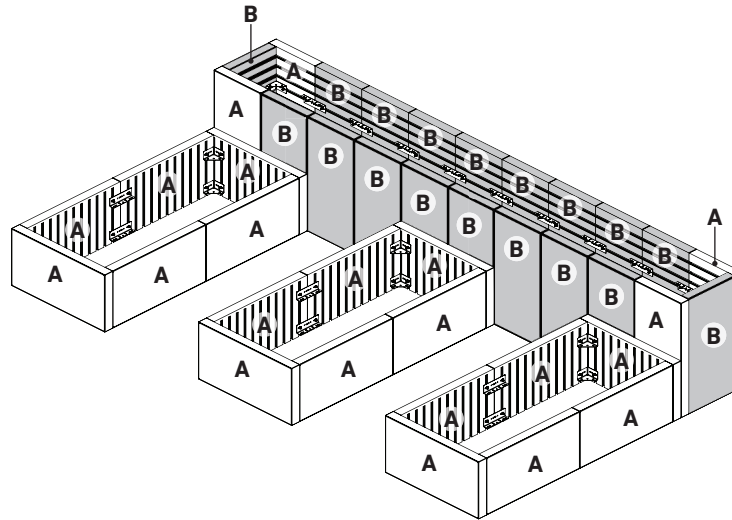
IMPORTANT: Refer to page 23 of the ARTFORMS INSTALLATION GUIDE about the installation of geotextile in planter box.
Contact experts/engineers to validate the base preparation, the drainage, the plants & roots growth/management.

ARTFORMS™ PANEL SYSTEM

26. MULTILEVEL RAISED GARDEN



INTERIOR VIEW



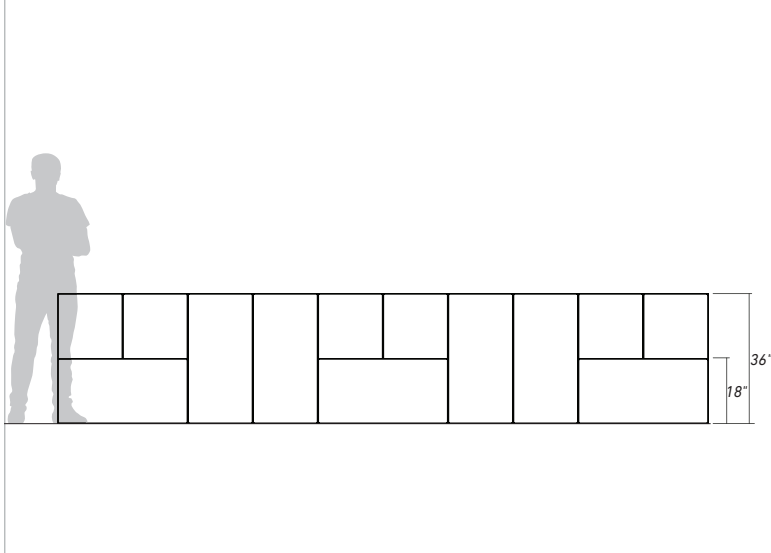
NOTE: Panels "B" can be replaced with panels "A" to equilibrate the pairs/layers. Panels "A" can't be replaced by the panels "B".

REQUIRED PANELS

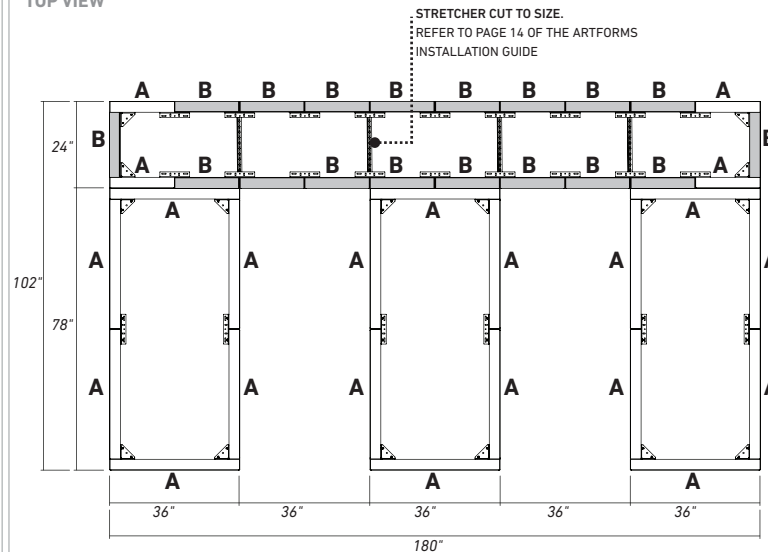
	18 x 36 PANEL	22x
	18 x 36 PANEL	18x
	6 x 36 PANEL	0x
	6 x 36 PANEL	0x

IMPORTANT: 18 x 36 panels are sold in pair/layer or in full pallet only. 6 x 36 panels are sold per unit or in layer or in full pallet.

FRONT VIEW



TOP VIEW



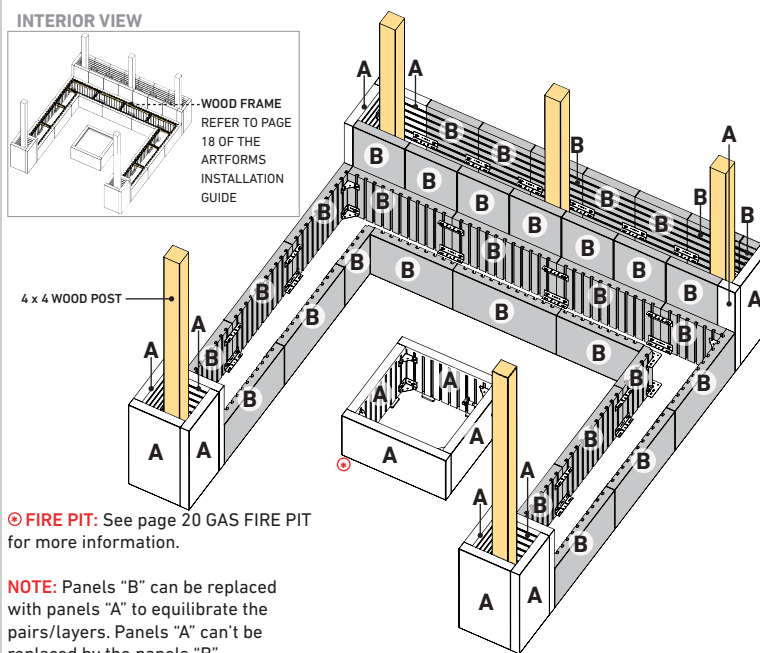
REQUIRED HARDWARE

	ANCHOR SLIDE AND NUT	168x
	JOINING PLATE	48x
	OUTER CORNER	32x
	INNER CORNER	0x
	STRETCHER	2x

TOTAL WEIGHT
(PANELS & HARDWARE) **6058 Lbs**

IMPORTANT: Refer to page 23 of the ARTFORMS INSTALLATION GUIDE about the installation of geotextile in planter box.
Contact experts/engineers to validate the base preparation, the drainage, the plants & roots growth/management.

27. FIREPLACE WITH BENCH & WOOD PERGOLA

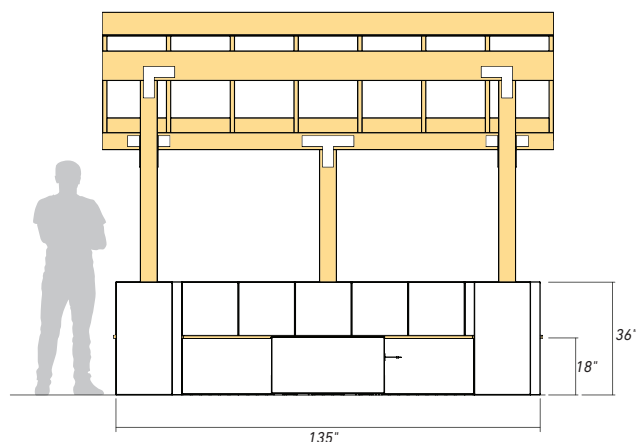


REQUIRED PANELS

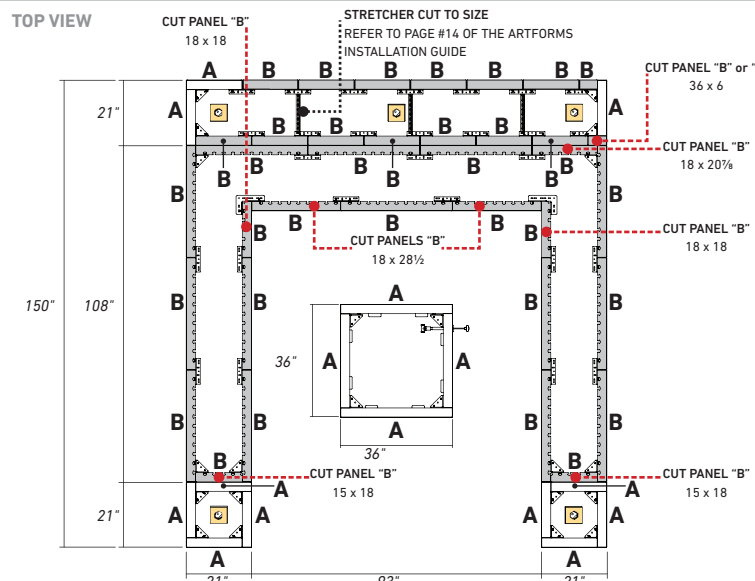
CLOSED END A	18 x 36 PANEL	16x
A OR B	18 x 36 PANEL	34x
CLOSED END C	6 x 36 PANEL	0x
C OR D	6 x 36 PANEL	0x

IMPORTANT: 18 x 36 panels are sold in pair/layer or in full pallet only. 6 x 36 panels are sold per unit or in layer or in full pallet.

FRONT VIEW



TOP VIEW



REQUIRED HARDWARE

ANCHOR SLIDE AND NUT	210x
JOINING PLATE	54x
OUTER CORNER	44x
INNER CORNER	4x
STRETCHER	2x

TOTAL WEIGHT
(PANELS & HARDWARE) **2315 Lbs**

IMPORTANT: Other types of hardware (not included) may be required to make these assemblies (wood screws, concrete anchors, etc.). BELGARD is not responsible for any issue regarding other materials, accessories, other types of hardware, etc. We recommend to consulting an expert/engineer to validate installation of the wood posts of pergola.

28. L-SHAPE BENCH & VERTICAL PLANTER

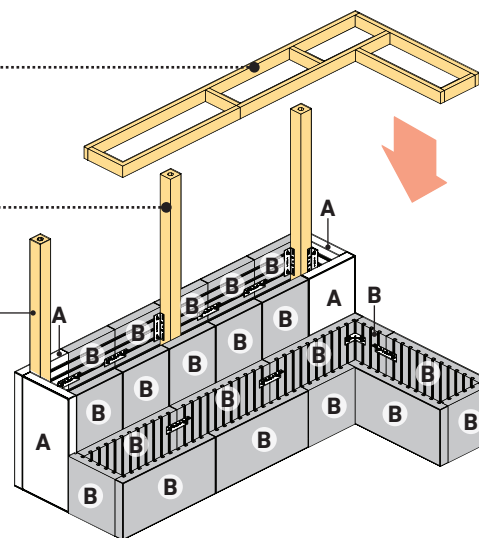


INTERIOR VIEW

WOOD FRAME
REFER TO PAGE 18
OF THE ARTFORMS
INSTALLATION GUIDE

INTEGRATING 4 x 4
WOOD POST
REFER TO PAGES 19 AND
20 OF THE ARTFORMS
INSTALLATION GUIDE

4 x 4 WOOD POST




NOTE: Panels "B" can be replaced with panels "A" to equilibrate the pairs/layers. Panels "A" can't be replaced by the panels "B".

REQUIRED PANELS

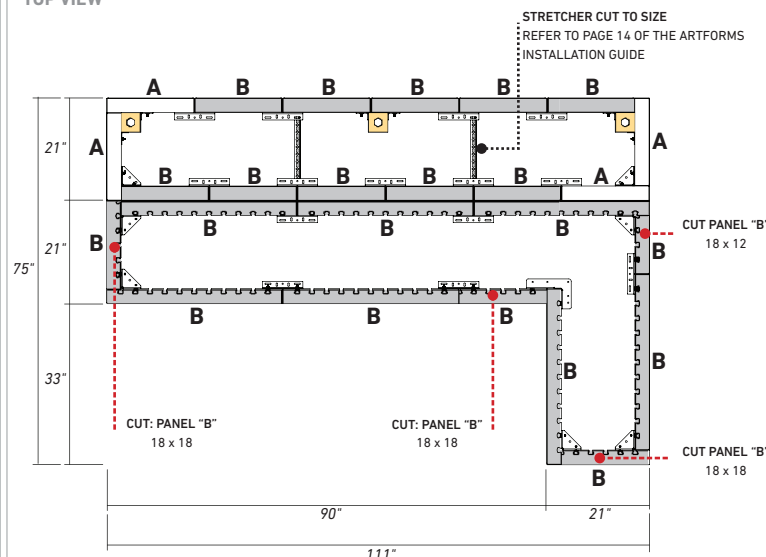
CLOSED END A	18 x 36 PANEL	4x
A OR B	18 x 36 PANEL	20x
CLOSED END C	6 x 36 PANEL	0x
C OR D	6 x 36 PANEL	0x

IMPORTANT: 18 x 36 panels are sold in pair/layer or in full pallet only. 6 x 36 panels are sold per unit or in layer or in full pallet.

FRONT VIEW



TOP VIEW



REQUIRED HARDWARE

ANCHOR SLIDE AND NUT	116x
JOINING PLATE	40x
OUTER CORNER	14x
INNER CORNER	2x
STRETCHER	1x

TOTAL WEIGHT
(PANELS & HARDWARE) **3615 Lbs**

IMPORTANT: Refer to page 23 of the ARTFORMS INSTALLATION GUIDE about the installation of geotextile in planter box.
Contact experts/engineers to validate the base preparation, the drainage, the plants & roots growth/management.

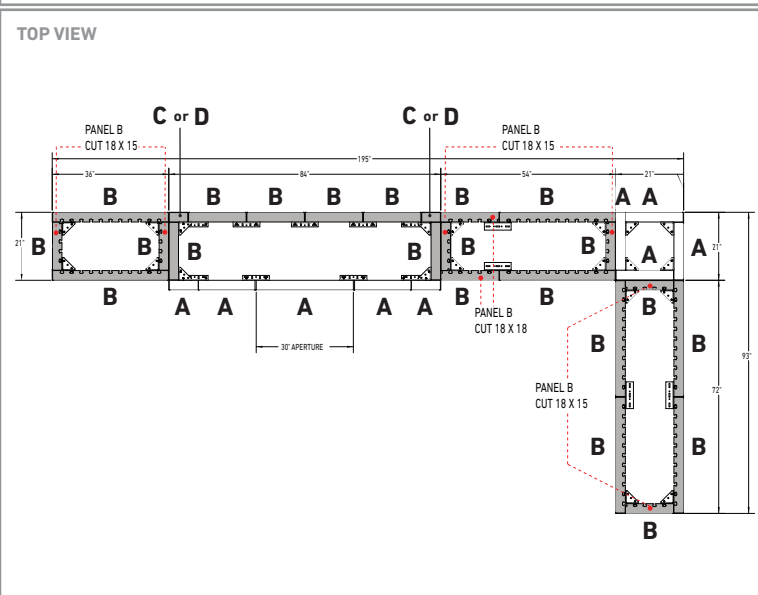
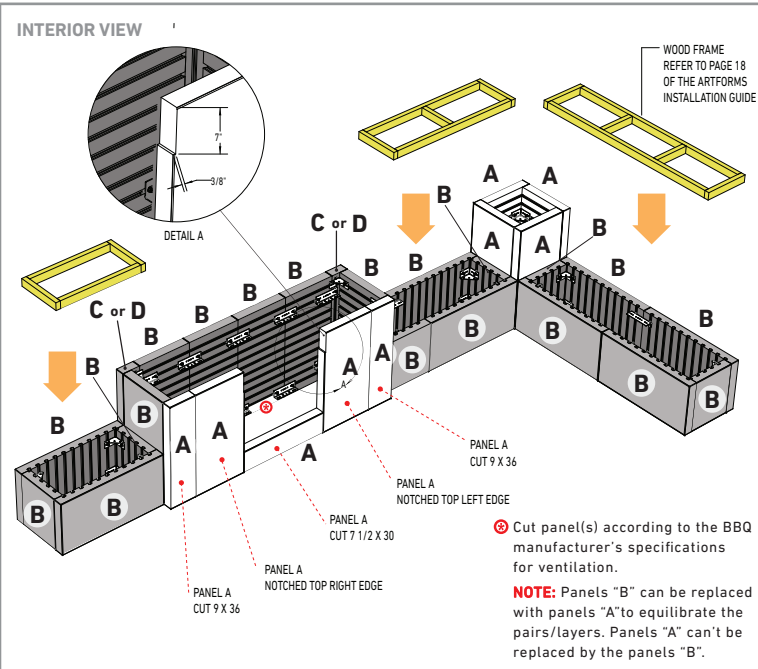







Diagram illustrating four types of panels (A, B, C, D) and their dimensions:

- Panel A:** 18 x 36 PANEL, 9x. Labeled "CLOSED END".
- Panel B:** 18 x 36 PANEL, 22x. Labeled "CLOSED END".
- Panel C:** 6 x 36 PANEL, 2x. Labeled "CLOSED END".
- Panel D:** 6 x 36 PANEL, 0x. Labeled "CLOSED END".

IMPORTANT: 18 x 36 panels are sold in pair/layer or in full pallet only. 6 x 36 panels are sold per unit or in layer or in full pallet.

	ANCHOR SLIDE AND NUT	130x
	JOINING PLATE	24x
	OUTER CORNER	40x
	INNER CORNER	0x
	STRETCHER	0x

TOTAL WEIGHT
(PANELS & HARDWARE) **3921 Lbs**

IMPORTANT: It is recommended to follow the BBQ manufacturer's specifications for ventilation and clearances. Belgard is not responsible for the conformity of connections, clearances and ventilation. BBQ, countertop and accessories are not included.

30. HIGH TOP GAS FIRE PIT

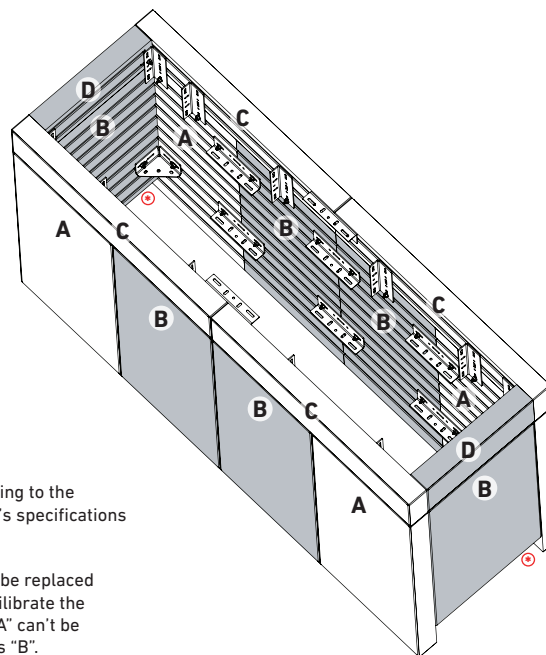
Gas Option



Propane Option



INTERIOR VIEW



⊙ Cut panel(s) according to the burner manufacturer's specifications for ventilation.

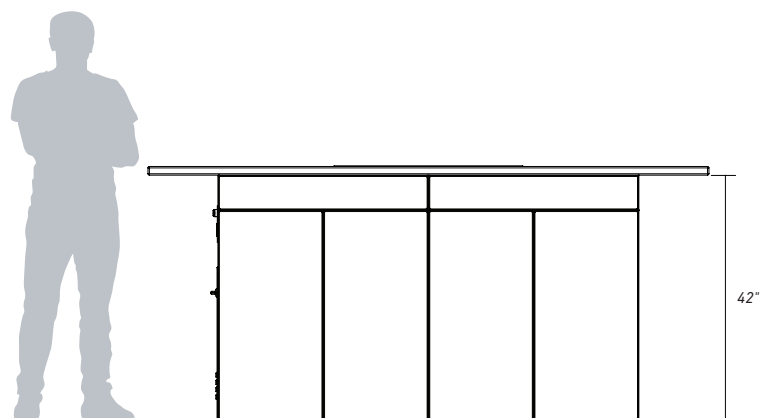
NOTE: Panels "B" can be replaced with panels "A" to equilibrate the pairs/layers. Panels "A" can't be replaced by the panels "B".

REQUIRED PANELS

	18 x 36 PANEL	4x
	18 x 36 PANEL	6x
	6 x 36 PANEL	4x
	6 x 36 PANEL	2x

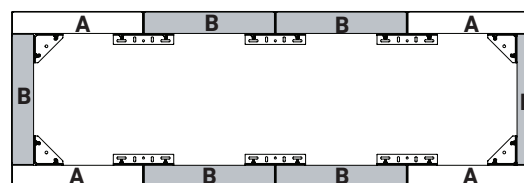
IMPORTANT: 18 x 36 panels are sold in pair/layer or in full pallet only. 6 x 36 panels are sold per unit or in layer or in full pallet.

FRONT VIEW

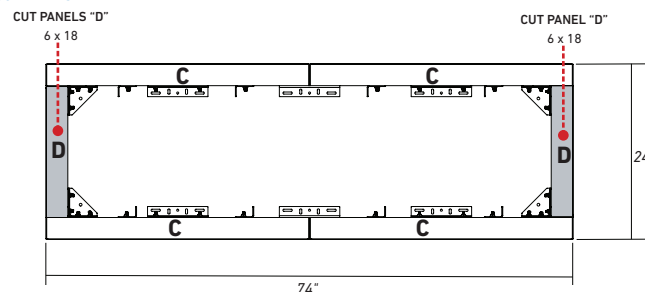


TOP VIEW

18 x 36 PANELS



6 x 36 PANELS



REQUIRED HARDWARE

	ANCHOR SLIDE AND NUT	60x
	JOINING PLATE	26x
	OUTER CORNER	4x
	INNER CORNER	0x
	STRETCHER	0x

TOTAL WEIGHT
(PANELS & HARDWARE) **1707 Lbs**

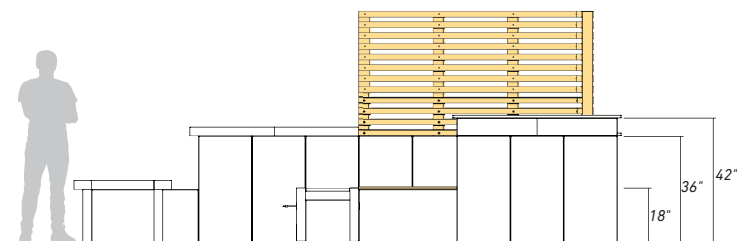
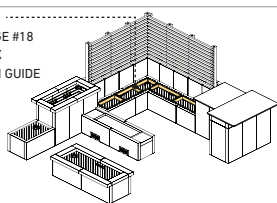
IMPORTANT: It is recommended to follow the FIREKIT manufacturer's specifications for ventilation and clearances. Belgard is not responsible for the conformity of connections, clearances and ventilation. Burner pan, countertop and accessories are not included.

31. CORNER BENCH & FIRE PIT



FRONT VIEW

WOOD FRAME
REFER TO PAGE #18
OF THE ARTEX
INSTALLATION GUIDE



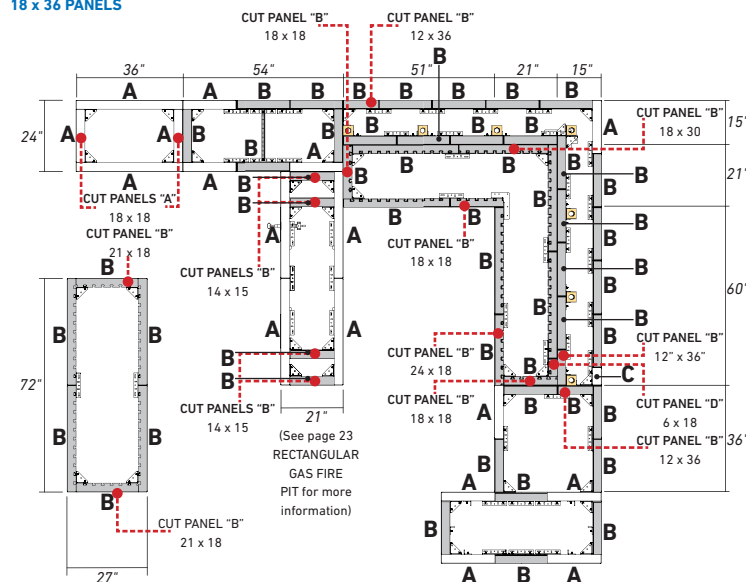
NOTE: Panels "B" can be replaced with panels "A" to equilibrate the pairs/layers. Panels "A" can't be replaced by the panels "B".

IMPORTANT: It is recommended to follow the FIREKIT manufacturer's specifications for ventilation and clearances. Belgard is not responsible for the conformity of connections, clearances and ventilation. Burner pan, countertop and accessories are not included.

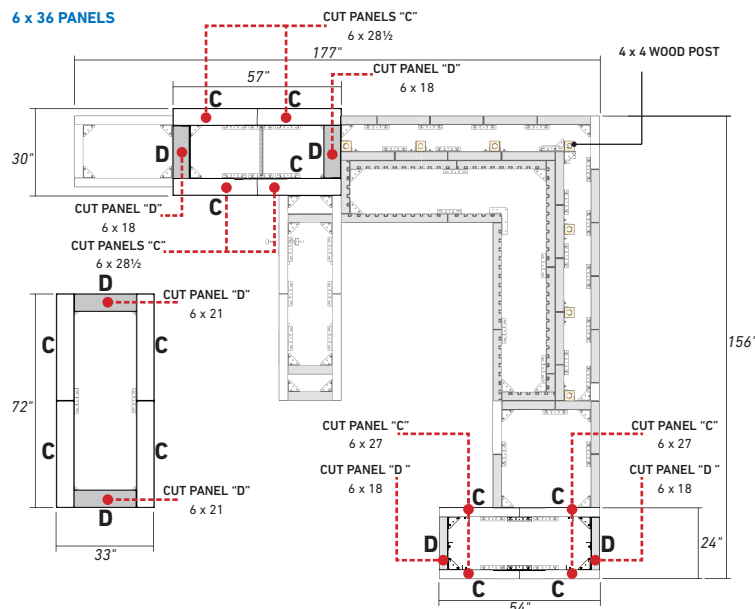
ARTFORMS™ PANEL SYSTEM

INTERIOR VIEW
18 x 36 PANELS

For more details see next page



6 x 36 PANELS



REQUIRED PANELS

CLOSED END A	18 x 36 PANEL	18x
A OR B	18 x 36 PANEL	49x
CLOSED END C	6 x 36 PANEL	13x
C OR D	6 x 36 PANEL	5x

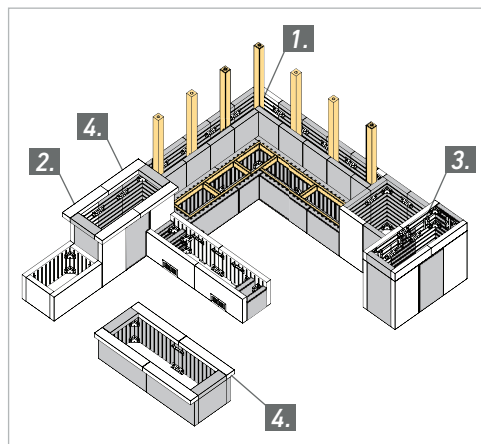
IMPORTANT: 18 x 36 panels are sold in pair/layer or in full pallet only. 6 x 36 panels are sold per unit or in layer or in full pallet.

REQUIRED HARDWARE

ANCHOR SLIDE AND NUT	372x
JOINING PLATE	112x
OUTER CORNER	80x
INNER CORNER	4x
STRETCHER	1x

TOTAL WEIGHT
(PANELS & HARDWARE) **9798 Lbs**

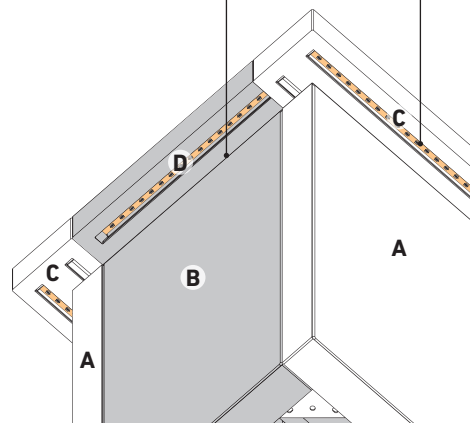
31. CORNER BENCH & FIRE PIT



VERTICAL & HORIZONTAL PLANTER BOX

2. OPTIONAL: LED strip can be inserted in the dovetail. Refer to page 16 of the ARTEX INSTALLATION GUIDE.

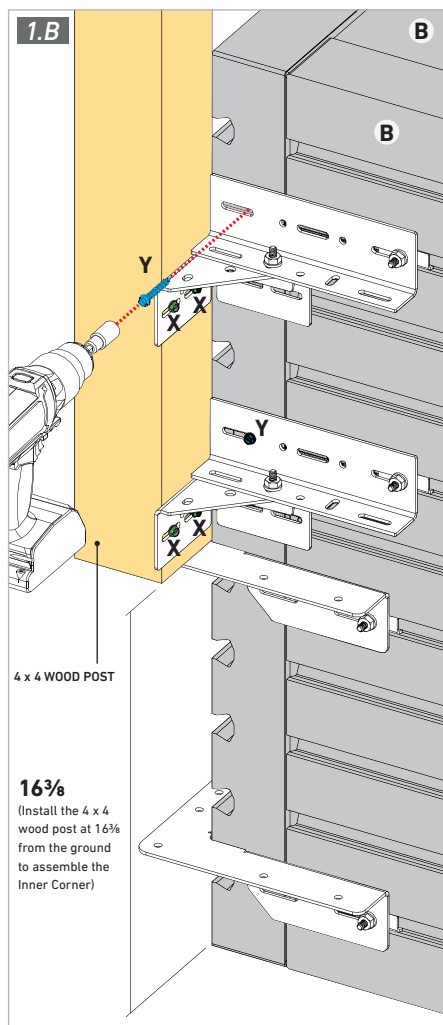
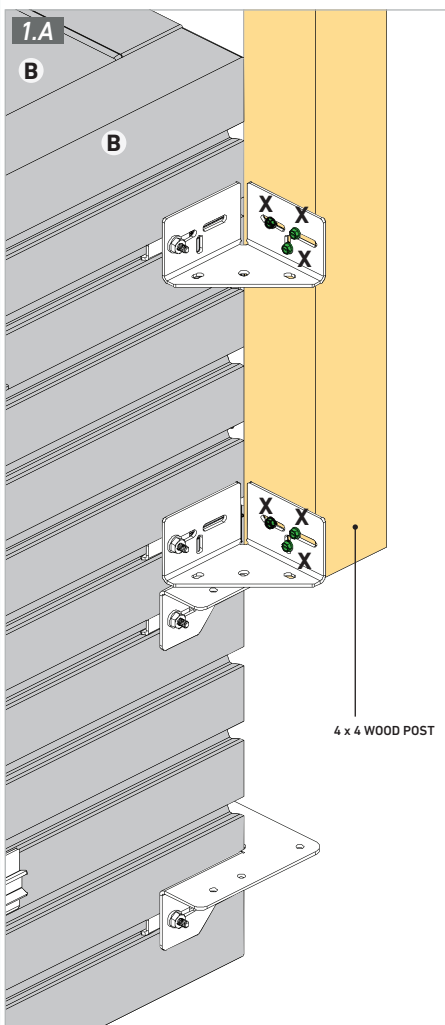
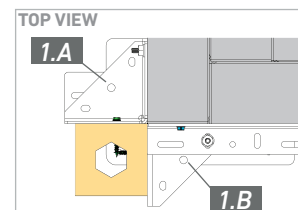
4. The panels 6 x 36 are glued using CONSTRUCTION GLUE or STRUCTURE BOND.



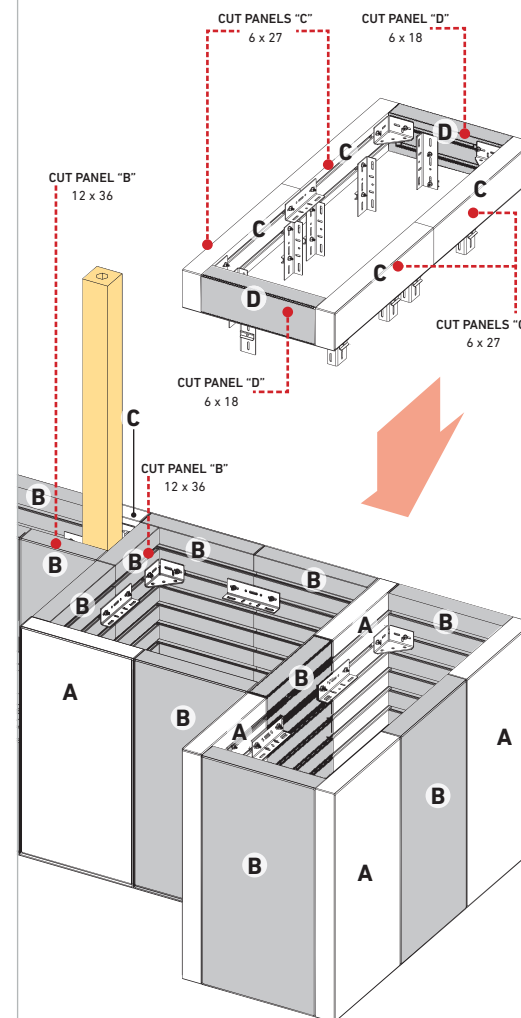
1. Drill the concrete panel to install the Concrete Screw Anchors, and the wood post to install the Stainless Steel Screw.

NOTE :

X: Stainless Steel Wood Screw Flat Head #10 x 2½"
Y: Concrete screw anchor (Tapcon®) ¼ x 1¾ or ⅜ x 1¾



3. EXPLODED VIEW - BAR TABLE



IMPORTANT: It is recommended to follow the manufacturer's specifications for LED strips and wire connections. Belgard is not responsible for the conformity of the LED strip inserts.

