



LAMINA TANDEM™

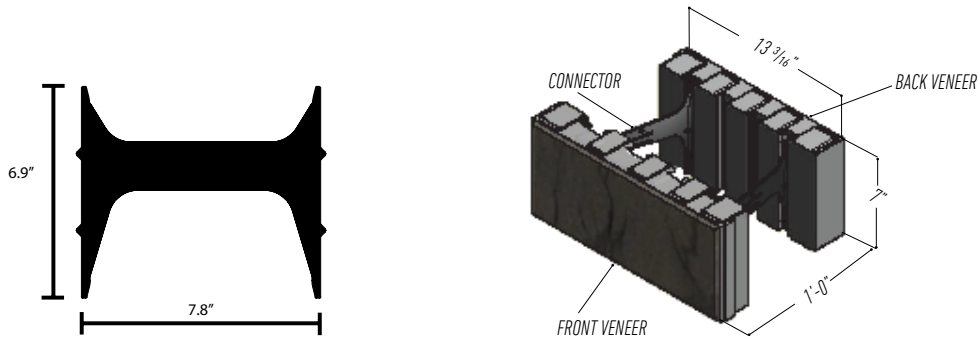
WALL SYSTEM

INNOVATIVE, VERSATILE SYSTEM PROVIDES THE APPEARANCE OF NATURAL STONE THAT COMPLEMENTS ANY HARDSCAPE

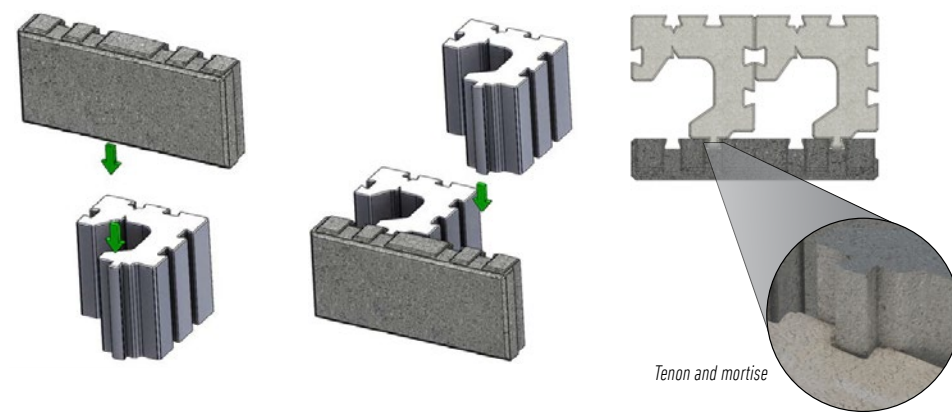
✓ FEATURES & BENEFITS

- Distinctive chiseled stone texture manufactured to consistent height tolerances
- Build curved or straight walls
- Offered in 3 sizes to allow for design versatility and customization
- Minimum outside radius of 6'
- Freestanding walls up to 28"
- Engineered 90° corners
- Gravity walls up to 3 feet* using a ½ inch setback per unit (4 degree system batter)
- Reinforced walls up to 8 feet

🧱 TANDEM CONNECTOR COMPONENTS



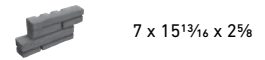
🧱 TANDEM MODULAR BLOCK COMPONENTS



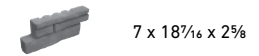
*Gravity wall heights are based on project specific conditions and may be lower than this value.
Check with your local Belgard Representative for product availability and color options.

🧱 SHAPES & SIZES

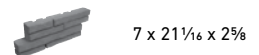
UNIT 1



UNIT 2



UNIT 3



TANDEM® CAP UNIT



MODULAR BLOCK



8" CONNECTING MEMBER



U-START BASE BLOCK®

