




# AQUALINE™

6 X 12

PERMEABLE PAVER

LOW MAINTENANCE AND PROVEN DURABILITY THAT ALLOWS FOR FLEXIBLE DESIGN OPTIONS


## PALLET LAYOUT




## FEATURES & BENEFITS

- Can eliminate stormwater runoff and improve water quality
- Meets the requirements of ASTM C936
- Interlocking spacer bars for increased structural performance
- Smooth surface texture with a micro-chamfer to minimize vibration and enhance wheelchair comfort
- Can be utilized to construct an ADA-compliant pavement
- True installed dimensions for design optimization
- Optimal joint openings for infiltration and maintenance
- Chamfer Width: 3 mm
- Spacer Bar Width: 10 mm
- Surface Infiltration Rate: > 500 inches per hour (varies based on joint infill gradation)
- Surface Open Area: 9%

## LAYING PATTERNS



RUNNING BOND



HERRINGBONE

*Check with your local Belgard Representative for product availability and color options.*

## SHAPES & SIZES

PAVER



6 x 12 x 3/8"