




ORIGINS™

6

EMULATES THE LOOK AND TEXTURE OF NATURAL STONE WITH THE CONVENIENCE OF MODULAR SIZING


PALLET LAYOUT




FEATURES & BENEFITS

- True installed dimensions for optimal layout
- Clean lines and a modern architectural appearance
- Can be utilized to construct an ADA-compliant pavement
- 3 mm micro-chamfer width to minimize vibration and enhance wheelchair comfort
- Reduced cuts, installation time and waste
- Increased options for creative patterns
- Sizes compatible with other Origins stone-textured line, Dimensions sizes and Geometric Shapes


LAYING PATTERNS



PATTERN A



PATTERN B



PATTERN C

SHAPES & SIZES

60MM

 3 x 6 x 2 $\frac{3}{8}$

 6 x 6 x 2 $\frac{3}{8}$

 6 x 9 x 2 $\frac{3}{8}$

Check with your local Belgard Representative for product availability and color options.