





HOLLAND STONE[®] WITH TRUNCATED DOMES

DETECTABLE WARNING
PAVERS TO AID VISUALLY
IMPAIRED PEDESTRIANS

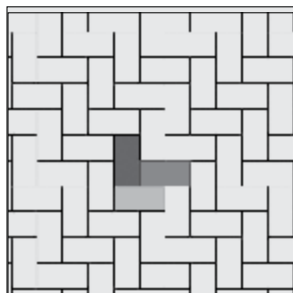
PALLET LAYOUT



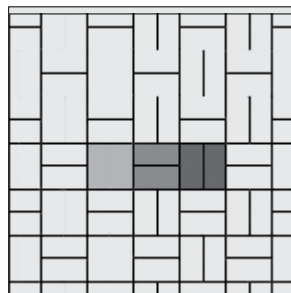
LAYING PATTERNS



RUNNING BOND PATTERN



HERRINGBONE PATTERN



BASKET WEAVE PATTERN

FEATURES & BENEFITS

- Meets the requirements defined in Section 705 of the Federal ADA Design Guidelines
- Slip resistant surface with ADA-compliant raised domes
- Typical installations include ramps, curbs, and railway platforms
- Several contrast color options available

SHAPES & SIZES

60MM



4 x 8 x 2 $\frac{3}{4}$

Check with your local Belgard Representative for product availability and color options.