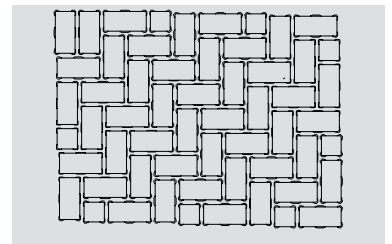





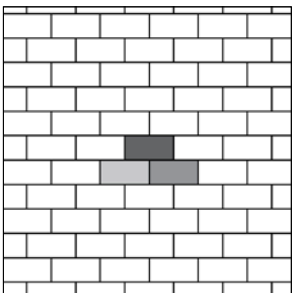
# HOLLAND STONE

CLASSIC SHAPE,  
SMOOTH SURFACE FOR A  
TRADITIONAL LOOK


## PALLET LAYOUT




## LAYING PATTERNS



RUNNING BOND PATTERN



HERRINGBONE PATTERN



BASKET WEAVE PATTERN

## FEATURES & BENEFITS

- Classic traditional shape
- Optimal shape for maximum interlock and pattern versatility
- Ideal for accent features and border courses
- Can be utilized to construct an ADA-compliant pavement

## SHAPES & SIZES

### HOLLAND STONE | 60MM



### HOLLAND STONE | 80MM



*Check with your local Belgard Representative for product availability and color options.*