



# CATALINA™ SLATE


COMBINES THE FLEXIBILITY OF MODULAR DESIGN WITH THE TEXTURED FINISH OF NATURAL SLATE

## FEATURES & BENEFITS



- Natural slate texture
- 3-piece system for flexibility and ease of installation
- Can be utilized to construct an ADA-compliant pavement
- Multiple laying patterns available
- Ideal for a variety of residential and commercial applications

## SHAPES & SIZES

### 3-PIECE LARGE | 60MM




### 3-PIECE STONE | 60MM




### 6 X 9 | 60MM




### 6 X 12 | 60MM




### 12 X 12 | 60MM




## LAYING PATTERNS



3-PIECE LARGE PATTERN A

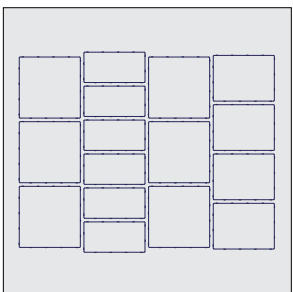


3-PIECE LARGE PATTERN B

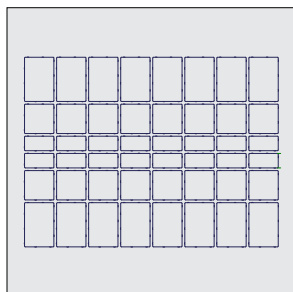


3-PIECE STONE PATTERN

## PALLET LAYOUT



3-PIECE LARGE



3-PIECE STONE