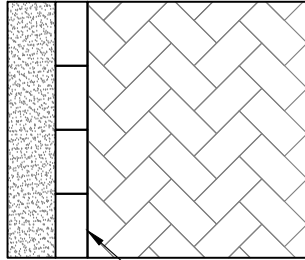
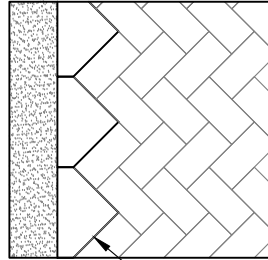


Single Sailor Course With 45°
Herringbone



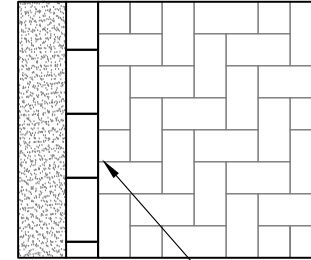
Saw cut pavers (see note 2)

Bishop's Hat With 45°
Herringbone



Bishop's hat

Single Sailor Course With 90°
Herringbone

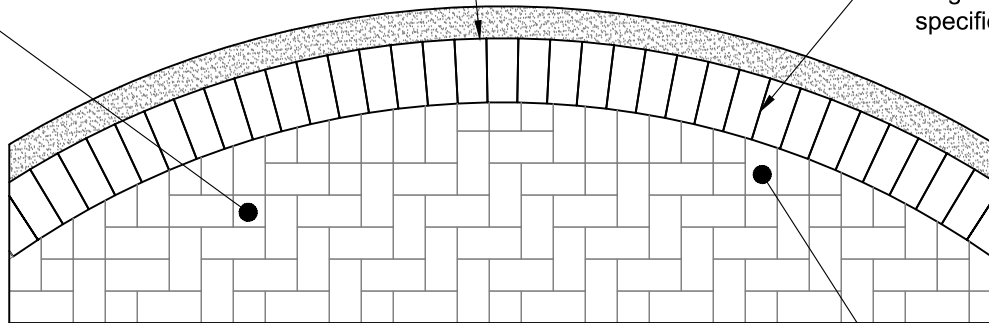


Use 1/2 pieces or saw cut to fit (see note 2)

Use 1/2 pieces as required to prevent small pieces

Edge restraint

Trim Soldier Course units along long length as required to maintain specified joint width between units



Replace any cut pieces less than 1/3 of full piece with larger unit

Design Notes:

1. No cut faces are to be placed directly against an outside curb.
2. Cut pavers shall be no less than 1/3 of a full piece.



belgardcommercial.com

877-235-4273

details@belgard.com

This drawing is for illustrative purposes only and should not be used for construction without the signature of a registered professional engineer.

Belgard Standard Paving Detail

Border Course Details

Scale:	Drawn by:
N.T.S.	MAH
Date:	Drawing number:
2/15/2019	ICP_12